

## TRAC-DRIVE

The TRAC-DRIVE motor system has been specifically designed to be a bolt-on extra and demonstrates TRIPLE E's attention to providing an answer to the problem of where to locate the track motor drive unit, which is on the track itself.

The retro-fit capability again reinforces the flexibility available to all our customers when you purchase a track system from TRIPLE E, allowing you to build up your system as your budget allows, and your needs develop.

The TRAC-DRIVE motor unit, once bolted onto the end of the track and reeved with the operating cord, will drive any length of track, and will operate with scenery or curtains including the rearfold system.

The TRAC-DRIVE motorised system should be your first choice for operating a motorised track system as it offers so many advantages over more conventional systems with helically grooved winding drums; the off-the-shelf TRAC-DRIVE motor unit will power any length of track; using polyester cord and not steel wire rope makes TRAC-DRIVE a silent system; the rearfold function for curtain operation can be used with TRAC-DRIVE; the TRAC-DRIVE unit will provide variable speed from crawl speed to 1.5m/s; the TRAC-DRIVE unit is cheaper to buy and install as specially skilled labour is not required. The slim design of the unit makes it ideal where space is at a premium, plus specialist skills are not required for installation.

The TRAC-DRIVE motor is a three phase 0.4KW 100 Hz inverter optimised motor. This means that the motor can be wired in Star 415 volts ac or Delta 240 volts ac but it has to be driven via an inverter with its maximum output frequency set at 100 Hz and its V/F set at 100 Hz.


NOTE: This motor cannot be run direct on line.

The Motor also incorporates a normally closed contact (PTC) which should be included in any control to protect the motor from over heating.

NOTE: This motor is not continuous rated.

The TRAC-DRIVE housing incorporates a junction box which will accept all the connections for the motor and control (thermal trip & limits) circuits. The method of termination to the junction box can be hard wired via cable glands or the use of connectors depending on customer requirements. We can also incorporate an isolator on the junction box to allow safe isolation for maintenance of the whole track system.






TRACDRIVE MOTOR WALL MOUNTED.

TRIPLE E LTD

Distributed by

 **ROSE BRAND**

NY (800) 223 – 1624

CA (800) 360 – 5056

[www.rosebrand.com](http://www.rosebrand.com)



TRACDRIVE MOTOR, TRACK MOUNTED.

TRIPLE E LTD

Distributed by



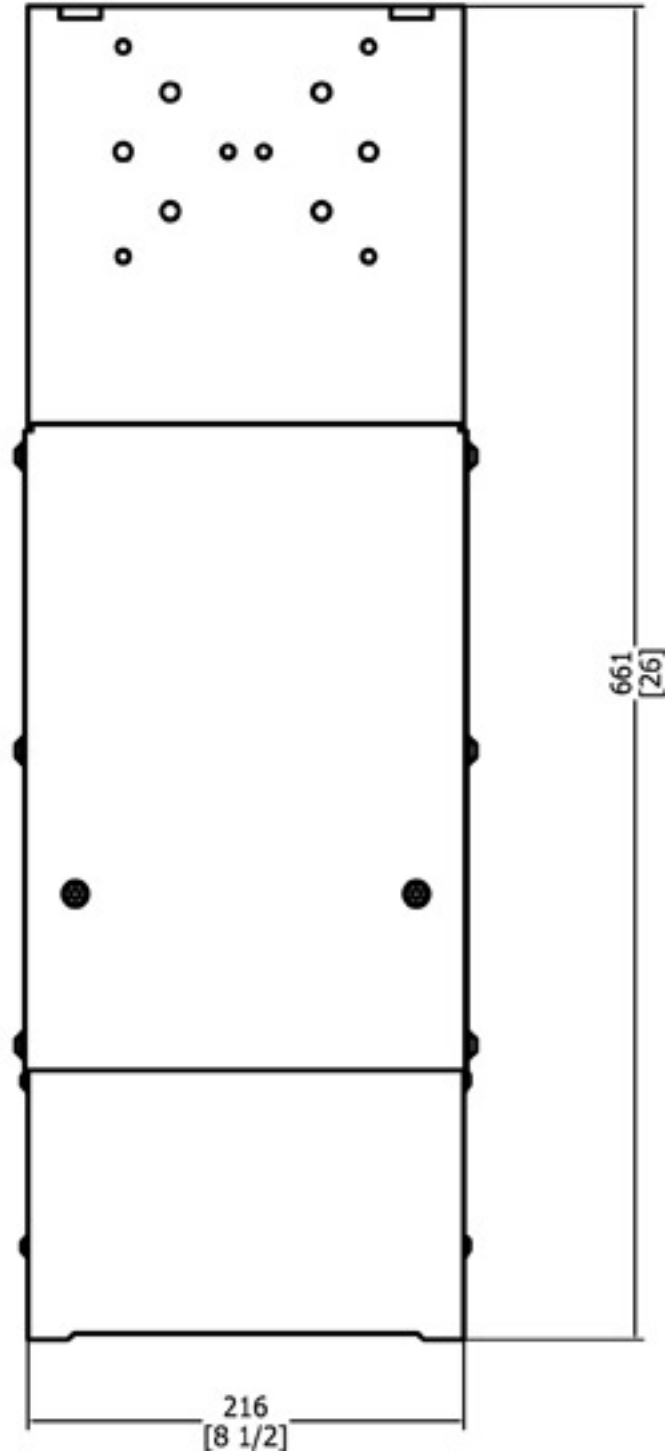
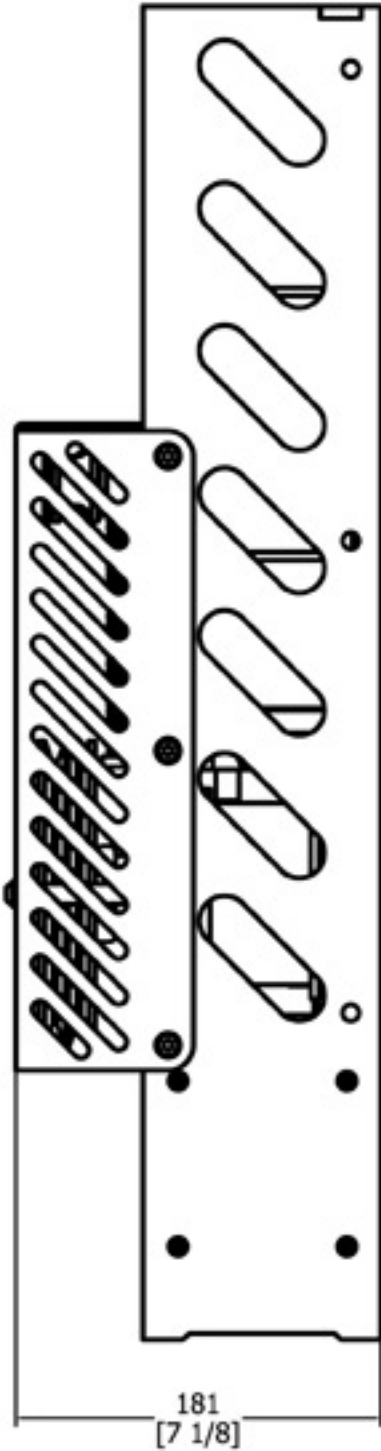
**ROSE BRAND**

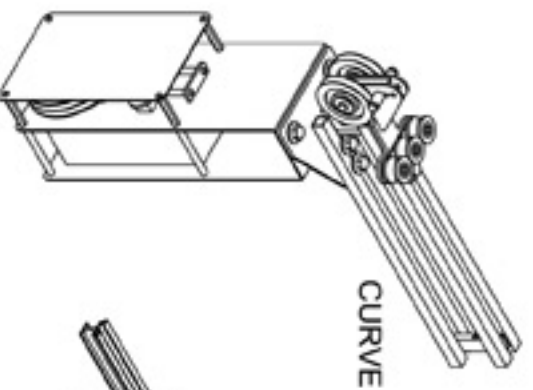
NY (800) 223 – 1624

CA (800) 360 – 5056

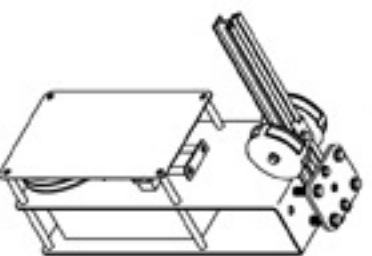
[www.rosebrand.com](http://www.rosebrand.com)



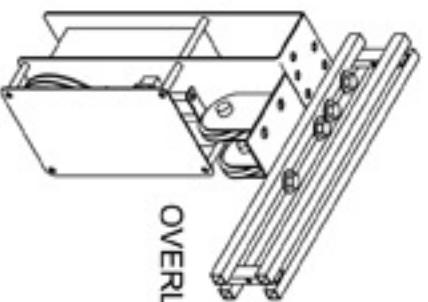




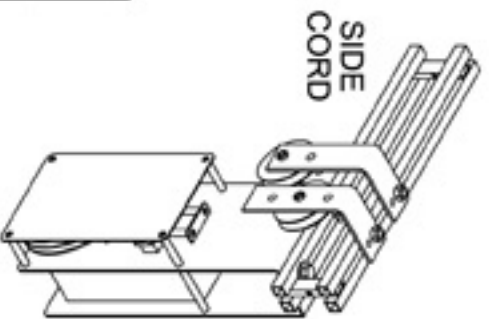
CURVE



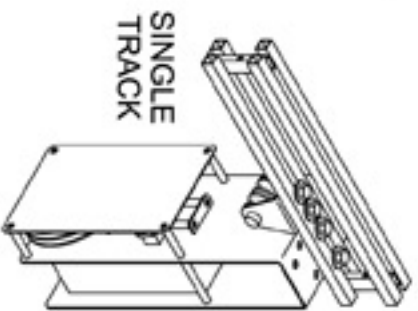
UNIRAIL



OVERLAP

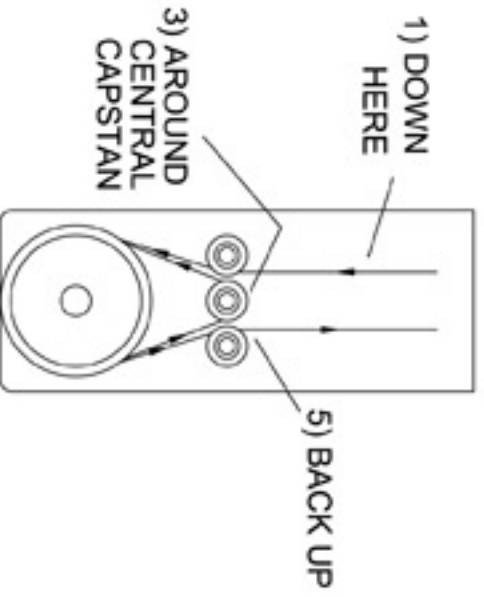


SIDE  
CORD



SINGLE  
TRACK

# METHOD OF CORDING TRAC-DRIVE MOTOR



1) DOWN  
HERE

3) AROUND  
CENTRAL  
CAPSTAN

5) BACK UP

2) AROUND PULLEY  
4) AROUND PULLEY