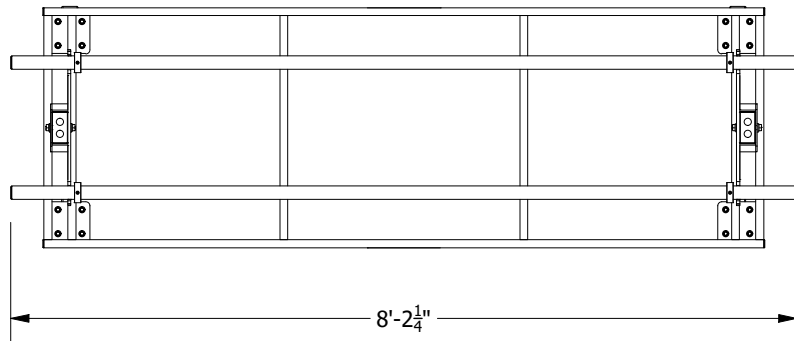


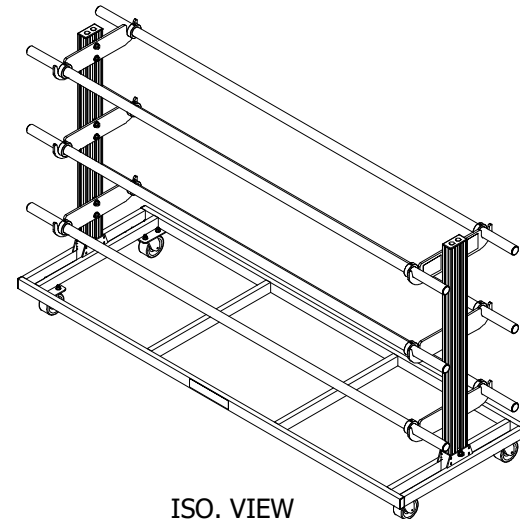
2



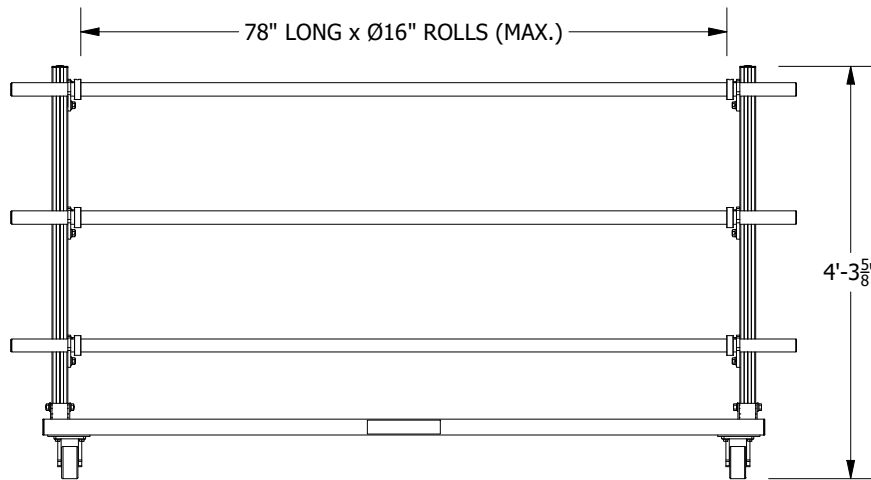
1



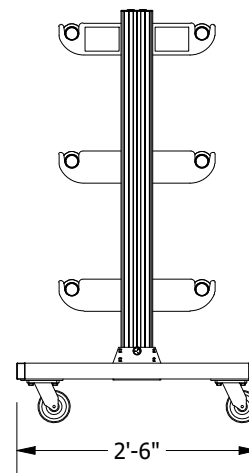
TOP VIEW



ISO VIEW  
SCALE: 3/8" = 1'-0"



SIDE VIEW



END VIEW

**SAFE WORKING LOADS:**

- 325 LBS. PER ROLL (INCLUDES PIPE WEIGHT)
- 650 LBS. PER ARM SET (INCLUDES PIPE WEIGHT, 2 ROLLS)
- 1950 LBS. PER CART TOTAL

THIS DRAWING REPRESENTS VISUAL CONCEPTS AND CONSTRUCTION SUGGESTIONS ONLY. PLEASE REVIEW CONSTRUCTION METHODS AND MATERIAL DETAILS FOR SUITABILITY. FINAL APPROVAL IS REQUIRED BEFORE CONSTRUCTION CAN BEGIN. PLEASE CONTACT ROSE BRAND TO DISCUSS ALTERATIONS TO THE PROJECT.



# ROSE BRAND

PO BOX 1536 SECAUCUS, NJ 07096

800-223-1624 ROSEBRAND.COM

ALL DIMENSIONS IN INCHES (IN) UNLESS STATED OTHERWISE

TOLERANCES:

- |        |            |     |          |
|--------|------------|-----|----------|
| 0.X    | = ± 0.2    | X/X | = ± 1/16 |
| 0.0X   | = ± 0.01   | <   | = ± 1/2° |
| 0.00X  | = ± 0.005  |     |          |
| 0.000X | = ± 0.0005 |     |          |

CLIENT	ROSE BRAND	PROJECT	FLOOR STORAGE CART
TITLE	OVERVIEW		
SIZE	A	DWG NO	CART0001A
SCALE	1/2" = 1'-0"	DRAWN BY	D. GUADAGNINO
		DATE	5/25/2022

2



1