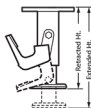
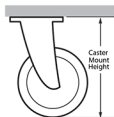
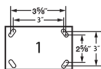


Floor Locks



Bolt or weld these floor locks to the underside (unless noted) of carts, trucks, workbenches, and other mobile equipment to stabilize it during loading and unloading and keep it from rolling away. All floor locks have a spring-loaded base with a nonskid floor pad to keep equipment stationary. Mounting hardware not included.

Note: Floor locks are not load rated. They are designed to keep equipment in place, not for lifting it off the floor.

The extended height is the maximum height of the lock when the cart is unloaded (no spring compression in the lock). It should always be greater than or equal to your mounting height.

Dual Release— Press the center pedal to extend; press either of the two side pedals to retract. A special compression spring requires minimal pressure to operate.

For Use with Caster Mount Height	Extended Height	Retracted Height	Mounting Plate		
			Plate Size	Bolt Size	Hole Pattern
Dual Release—	Zinc-Plated Steel				
5 5/8"	6"	4 15/16"	4 1/2" × 4"	3/8"	1 2728T21