



## Standardized Data on Gain and Viewing Angle

### Premium Projection Screens: Series 100

55"/110" Cream 110  
94" Cream 110  
55"/110" High Contrast Grey 120  
94" High Contrast Grey 120  
55"/110" Black 130  
55"/110" Blue 140  
55"/110" Light Translucent 150  
55"/110" Front White 160  
86" Front White 160  
82" Front White/Black 160B  
94" Front White 165 Sand  
55"/110" Front White Perf 170  
86" Front White Micro Perf 180  
94" Front Grey-185 Suede  
55"/110" Black Front 190

### Premium Projection Screens: Series 200

120" Cream 210  
120" High Contrast Grey 220  
120" HD Grey 225  
120" Black 230  
120" Front White 260  
120" Front White/Opaque Grey 260G

### Projection Effect Fabrics

Allegro Silk 119" - White  
Crushed Voile 114" - White  
Domino 62" - White/Silver  
Sail Cloth 60" - White/Black  
Tergalet 106" - Snow  
Textilene 54" - Dove Grey  
Textilene 98" - White  
Voile 118" - White

### Projection Fabrics

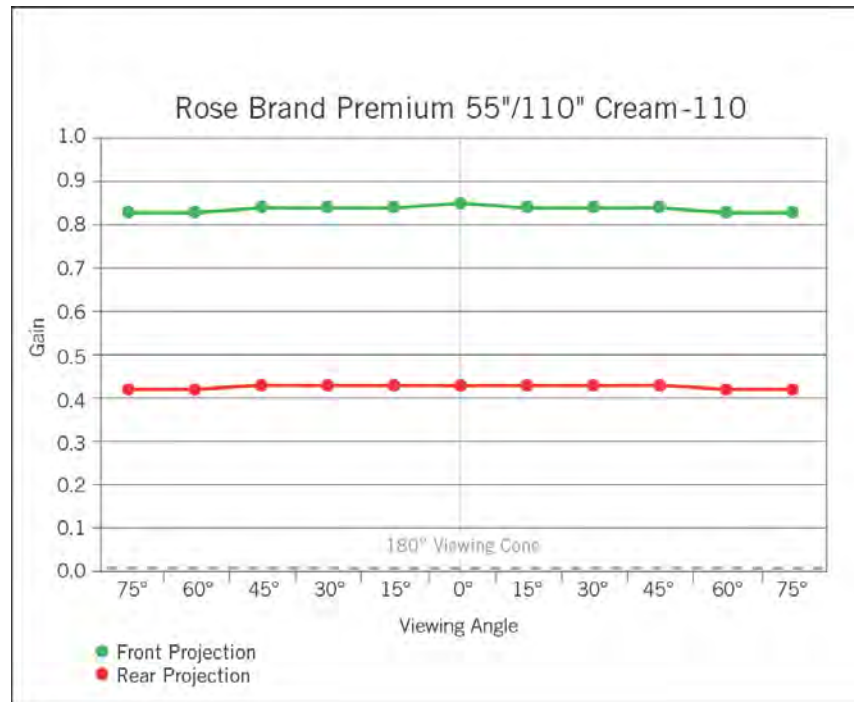
Aglo 112"/16'4" - White  
Blackout Lining 54"/110" - White/White  
Blow Through™ 180" - White  
Boost 112" - White  
Celtic Cloth 122" - White  
Extra Wide Canvas 14'5" - White  
LiteOut™ B-W 122" - Black/White  
Mesh 100  
Muslin 12' - White  
Muslin 14'5" - Light Grey  
Muslin 14'5" - Natural  
Muslin 14'5" - White  
Poly Cyc 128" - White  
Poly Muslin 128" - White  
SoftScreen 122" - Contrast Grey  
SoftScreen 122" - White  
Speaker Mesh

### Rosco Projection Screens

93" Front White  
55" Light Translucent  
55" Rear Black  
55" Rear Grey  
55" Twin White

### Screen Goo

Basic White  
Calcium Carbonate  
High Contrast  
Reference White



This is the most versatile and popular screen with brilliant results for front, rear and cross fades. Also serves as a great Cyclorama/Bounce.

<b>Type of Projection:</b>	Front and Rear Projection
<b>Opacity:</b>	Translucent
<b>Material:</b>	PVC
<b>Weight:</b>	Approx. 12 oz./yd <sup>2</sup>
<b>Weight:</b>	Approx. 400 g/m <sup>2</sup>
<b>Width:</b>	55"/110"
<b>Width:</b>	140 cm/280 cm
<b>Thickness:</b>	12 mil
<b>Thickness:</b>	.30 mm
<b>Roll Length:</b>	109 yds
<b>Roll Length:</b>	100 m
<b>Flame Retardancy:</b>	NFPA 701, CA 19, DIN 4102 B1, M2

**Notes:** Matte Side toward audience. 110" is 2 widths of 55" welded. Call us for a quote on custom finished projection screens.

Projection has become a staple in performance, integrating seamlessly with scenic and lighting design. These standardized gain test results are a tool for helping to choose among Rose Brand's projection substrates. Many are materials specifically for high resolution projection, but also included are fabrics for more abstract lighting effects. As projection professionals know, gain/viewing angle is only one of many factors to consider when selecting a projection surface.

Fabrics were tested using a Panasonic PT-RZ370 projector, a Sekonic spot meter, and a Datacolor Syder 5 Elite software and color sensor suite.

The projector was mounted 6 feet from the surface under test. A quarter circle with a 6 foot radius was marked on the floor with measurement positions established at 15 degree increments: on-axis, 15, 30, 45, 60 and 75 degrees. The brightness of the surface under test was measured from each of these positions and color analysis was done on axis. Each of the fabrics now has a preset Windows color calibration profile available for the Panasonic projector used in the tests.

**Projector Settings were as follows:** 6 foot throw distance. Standard Picture Mode. All Pic Controls Set to Zero or Neutral. Color Temp is Set to Default. Noise Reduction Off.



This is the most versatile and popular screen with brilliant results for front, rear and cross fades. Also serves as a great Cyclorama/Bounce.

<b>Type of Projection:</b>	Front and Rear Projection
<b>Opacity:</b>	Translucent
<b>Material:</b>	PVC
<b>Weight:</b>	Approx. 12 oz./yd <sup>2</sup>
<b>Weight:</b>	Approx. 400 g/m <sup>2</sup>
<b>Width:</b>	94"
<b>Width:</b>	240 cm
<b>Thickness:</b>	12 mil
<b>Thickness:</b>	.30 mm
<b>Roll Length:</b>	109 yds
<b>Roll Length:</b>	100 m
<b>Flame Retardancy:</b>	NFPA 701, CA 19, DIN 4102 B1, M2

**Notes:** Matte Side toward audience. 110" is 2 widths of 55" welded. Call us for a quote on custom finished projection screens.

Projection has become a staple in performance, integrating seamlessly with scenic and lighting design. These standardized gain test results are a tool for helping to choose among Rose Brand's projection substrates. Many are materials specifically for high resolution projection, but also included are fabrics for more abstract lighting effects. As projection professionals know, gain/viewing angle is only one of many factors to consider when selecting a projection surface.

Fabrics were tested using a Panasonic PT-RZ370 projector, a Sekonic spot meter, and a Datacolor Syder 5 Elite software and color sensor suite.

The projector was mounted 6 feet from the surface under test. A quarter circle with a 6 foot radius was marked on the floor with measurement positions established at 15 degree increments: on-axis, 15, 30, 45, 60 and 75 degrees. The brightness of the surface under test was measured from each of these positions and color analysis was done on axis. Each of the fabrics now has a preset Windows color calibration profile available for the Panasonic projector used in the tests.

**Projector Settings were as follows:** 6 foot throw distance. Standard Picture Mode. All Pic Controls Set to Zero or Neutral. Color Temp is Set to Default. Noise Reduction Off.



High contrast makes clacks darker and the neutral color is great for blending in with scenery. Increased contrast is best for high ambient light situations such as outdoors.

<b>Type of Projection:</b>	Front and Rear Projection
<b>Opacity:</b>	Translucent
<b>Material:</b>	PVC
<b>Weight:</b>	Approx. 12 oz./yd <sup>2</sup>
<b>Weight:</b>	Approx. 400 g/m <sup>2</sup>
<b>Width:</b>	55"/110"
<b>Width:</b>	140 cm/280 cm
<b>Thickness:</b>	12 mil
<b>Thickness:</b>	.30 mm
<b>Roll Length:</b>	109 yds
<b>Roll Length:</b>	100 m
<b>Flame Retardancy:</b>	NFPA 701, CA 19, DIN 4102 B1, M2

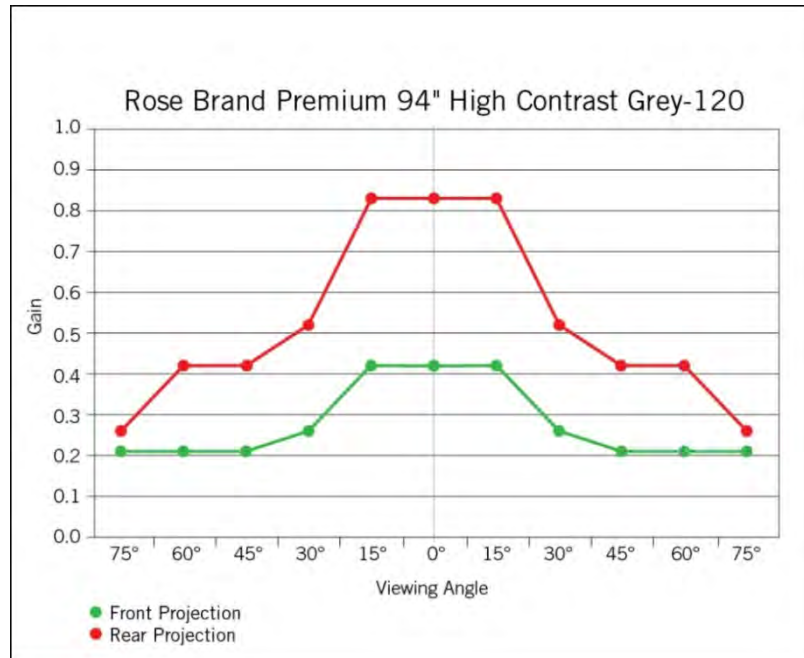
**Notes:** Matte Side toward audience. 110" is 2 widths of 55" welded. Call us for a quote on custom finished projection screens.

Projection has become a staple in performance, integrating seamlessly with scenic and lighting design. These standardized gain test results are a tool for helping to choose among Rose Brand's projection substrates. Many are materials specifically for high resolution projection, but also included are fabrics for more abstract lighting effects. As projection professionals know, gain/viewing angle is only one of many factors to consider when selecting a projection surface.

Fabrics were tested using a Panasonic PT-RZ370 projector, a Sekonic spot meter, and a Datacolor Syder 5 Elite software and color sensor suite.

The projector was mounted 6 feet from the surface under test. A quarter circle with a 6 foot radius was marked on the floor with measurement positions established at 15 degree increments: on-axis, 15, 30, 45, 60 and 75 degrees. The brightness of the surface under test was measured from each of these positions and color analysis was done on axis. Each of the fabrics now has a preset Windows color calibration profile available for the Panasonic projector used in the tests.

**Projector Settings were as follows:** 6 foot throw distance. Standard Picture Mode. All Pic Controls Set to Zero or Neutral. Color Temp is Set to Default. Noise Reduction Off.



High contrast makes blacks darker and the neutral color is great for blending in with scenery. Increased contrast is best for high ambient light situations such as outdoors.

<b>Type of Projection:</b>	Front and Rear Projection
<b>Opacity:</b>	Translucent
<b>Material:</b>	PVC
<b>Weight:</b>	Approx. 12 oz./yd <sup>2</sup>
<b>Weight:</b>	Approx. 400 g/m <sup>2</sup>
<b>Width:</b>	94"
<b>Width:</b>	140 cm/280 cm
<b>Thickness:</b>	12 mil
<b>Thickness:</b>	.30 mm
<b>Roll Length:</b>	109 yds
<b>Roll Length:</b>	100 m
<b>Flame Retardancy:</b>	NFPA 701, CA 19, DIN 4102 B1, M2

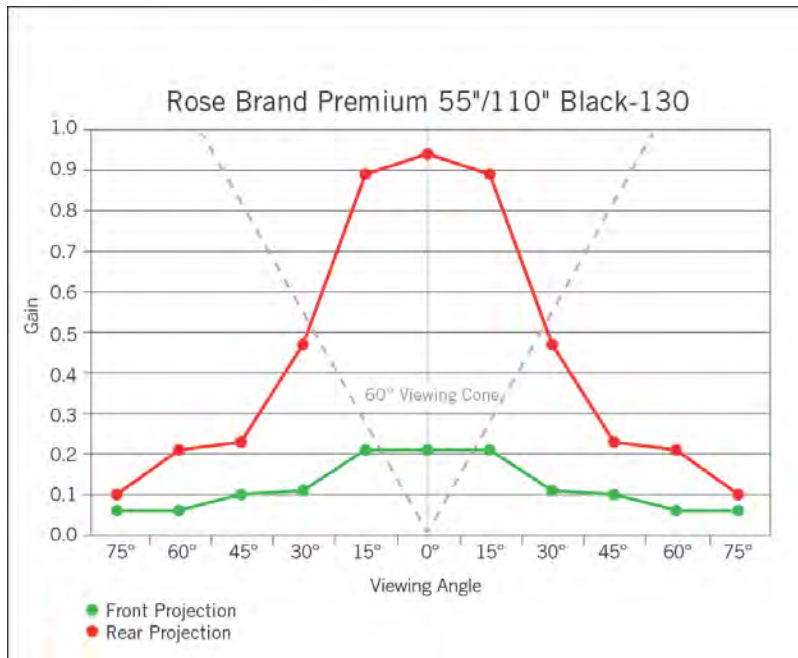
**Notes:** Matte Side toward audience. Call us for a quote on custom finished projection screens.

Projection has become a staple in performance, integrating seamlessly with scenic and lighting design. These standardized gain test results are a tool for helping to choose among Rose Brand's projection substrates. Many are materials specifically for high resolution projection, but also included are fabrics for more abstract lighting effects. As projection professionals know, gain/viewing angle is only one of many factors to consider when selecting a projection surface.

Fabrics were tested using a Panasonic PT-RZ370 projector, a Sekonic spot meter, and a Datacolor Syder 5 Elite software and color sensor suite.

The projector was mounted 6 feet from the surface under test. A quarter circle with a 6 foot radius was marked on the floor with measurement positions established at 15 degree increments: on-axis, 15, 30, 45, 60 and 75 degrees. The brightness of the surface under test was measured from each of these positions and color analysis was done on axis. Each of the fabrics now has a preset Windows color calibration profile available for the Panasonic projector used in the tests.

**Projector Settings were as follows:** 6 foot throw distance. Standard Picture Mode. All Pic Controls Set to Zero or Neutral. Color Temp is Set to Default. Noise Reduction Off.



Great for show situations where the screen must not bounce ambient light. The screen formulation is ideal for using light in front of a video wall. It masks the individual pixels and results in a brilliant image with high contrast.

<b>Type of Projection:</b>	Front and Rear Projection
<b>Opacity:</b>	Translucent
<b>Material:</b>	PVC
<b>Weight:</b>	Approx. 12 oz./yd <sup>2</sup>
<b>Weight:</b>	Approx. 400 g/m <sup>2</sup>
<b>Width:</b>	55"/110"
<b>Width:</b>	140 cm/280 cm
<b>Thickness:</b>	12 mil
<b>Thickness:</b>	.30 mm
<b>Roll Length:</b>	109 yds
<b>Roll Length:</b>	100 m
<b>Flame Retardancy:</b>	NFPA 701, CA 19, DIN 4102 B1, M2

**Notes:** Matte Side toward audience. 110" is 2 widths of 55" welded. Call us for a quote on custom finished projection screens.

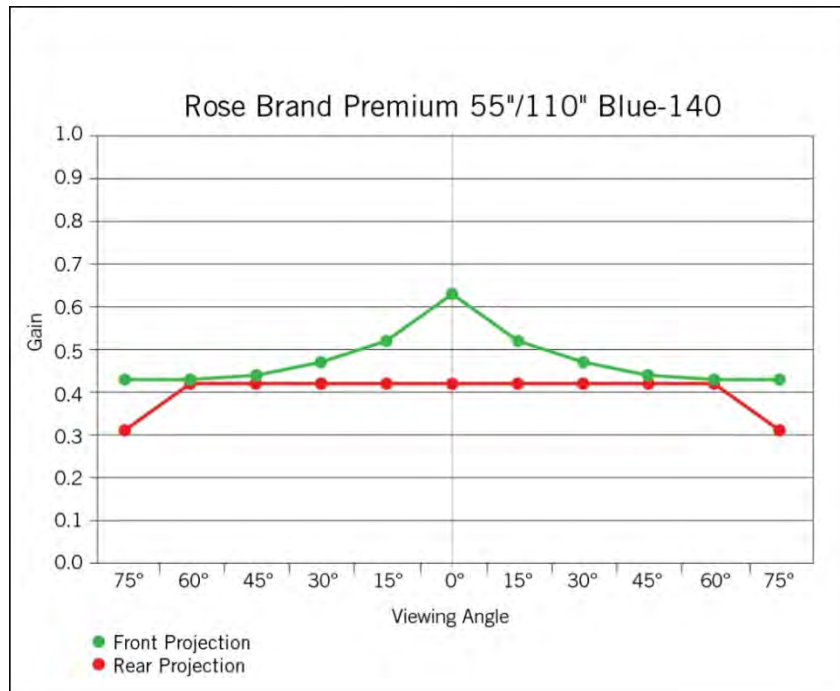
Projection has become a staple in performance, integrating seamlessly with scenic and lighting design. These standardized gain test results are a tool for helping to choose among Rose Brand's projection substrates. Many are materials specifically for high resolution projection, but also included are fabrics for more abstract lighting effects. As projection professionals know, gain/viewing angle is only one of many factors to consider when selecting a projection surface.

Fabrics were tested using a Panasonic PT-RZ370 projector, a Sekonic spot meter, and a Datacolor Syder 5 Elite software and color sensor suite.

The projector was mounted 6 feet from the surface under test. A quarter circle with a 6 foot radius was marked on the floor with measurement positions established at 15 degree increments: on-axis, 15, 30, 45, 60 and 75 degrees. The brightness of the surface under test was measured from each of these positions and color analysis was done on axis. Each of the fabrics now has a preset Windows color calibration profile available for the Panasonic projector used in the tests.

**Projector Settings were as follows:** 6 foot throw distance. Standard Picture Mode. All Pic Controls Set to Zero or Neutral. Color Temp is Set to Default. Noise Reduction Off.





A grey/Blue for a cooler temperature. Ideal for sky effects.

<b>Type of Projection:</b>	Front and Rear Projection
<b>Opacity:</b>	Translucent
<b>Material:</b>	PVC
<b>Weight:</b>	Approx. 12 oz./yd <sup>2</sup>
<b>Weight:</b>	Approx. 400 g/m <sup>2</sup>
<b>Width:</b>	55"/110"
<b>Width:</b>	140 cm/280 cm
<b>Thickness:</b>	12 mil
<b>Thickness:</b>	.30 mm
<b>Roll Length:</b>	109 yds
<b>Roll Length:</b>	100 m
<b>Flame Retardancy:</b>	NFPA 701, CA 19, DIN 4102 B1, M2

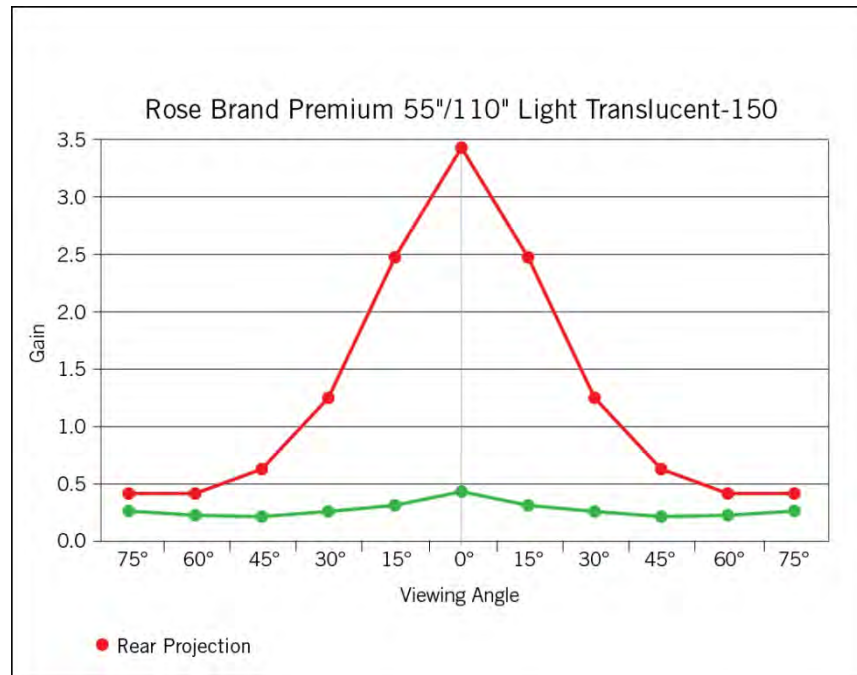
**Notes:** Matte Side toward audience. 110" is 2 widths of 55" welded. Call us for a quote on custom finished projection screens.

Projection has become a staple in performance, integrating seamlessly with scenic and lighting design. These standardized gain test results are a tool for helping to choose among Rose Brand's projection substrates. Many are materials specifically for high resolution projection, but also included are fabrics for more abstract lighting effects. As projection professionals know, gain/viewing angle is only one of many factors to consider when selecting a projection surface.

Fabrics were tested using a Panasonic PT-RZ370 projector, a Sekonic spot meter, and a Datacolor Syder 5 Elite software and color sensor suite.

The projector was mounted 6 feet from the surface under test. A quarter circle with a 6 foot radius was marked on the floor with measurement positions established at 15 degree increments: on-axis, 15, 30, 45, 60 and 75 degrees. The brightness of the surface under test was measured from each of these positions and color analysis was done on axis. Each of the fabrics now has a preset Windows color calibration profile available for the Panasonic projector used in the tests.

**Projector Settings were as follows:** 6 foot throw distance. Standard Picture Mode. All Pic Controls Set to Zero or Neutral. Color Temp is Set to Default. Noise Reduction Off.



For projection situations with high ambient light. Also great for color washes, gobos and many other lighting effects.

<b>Type of Projection:</b>	Front and Rear Projection
<b>Opacity:</b>	Translucent
<b>Material:</b>	PVC
<b>Weight:</b>	Approx. 12 oz./yd <sup>2</sup>
<b>Weight:</b>	Approx. 400 g/m <sup>2</sup>
<b>Width:</b>	55"/110"
<b>Width:</b>	140 cm/280 cm
<b>Thickness:</b>	12 mil
<b>Thickness:</b>	.30 mm
<b>Roll Length:</b>	109 yds
<b>Roll Length:</b>	100 m
<b>Flame Retardancy:</b>	NFPA 701, CA 19, DIN 4102 B1, M2

**Notes:** Matte Side toward audience. 110" is 2 widths of 55" welded. Call us for a quote on custom finished projection screens.

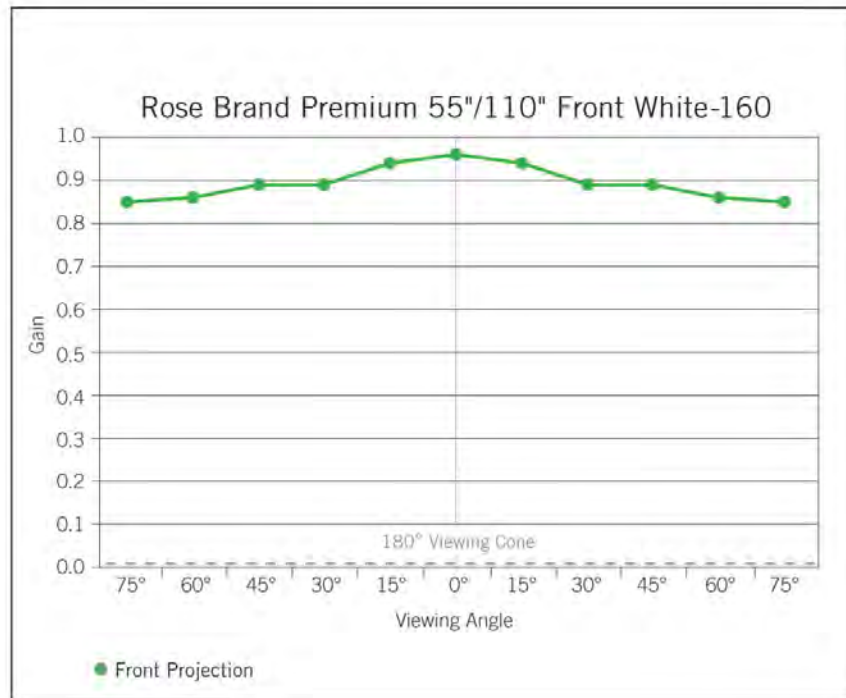
Projection has become a staple in performance, integrating seamlessly with scenic and lighting design. These standardized gain test results are a tool for helping to choose among Rose Brand's projection substrates. Many are materials specifically for high resolution projection, but also included are fabrics for more abstract lighting effects. As projection professionals know, gain/viewing angle is only one of many factors to consider when selecting a projection surface.

Fabrics were tested using a Panasonic PT-RZ370 projector, a Sekonic spot meter, and a Datacolor Syder 5 Elite software and color sensor suite.

The projector was mounted 6 feet from the surface under test. A quarter circle with a 6 foot radius was marked on the floor with measurement positions established at 15 degree increments: on-axis, 15, 30, 45, 60 and 75 degrees. The brightness of the surface under test was measured from each of these positions and color analysis was done on axis. Each of the fabrics now has a preset Windows color calibration profile available for the Panasonic projector used in the tests.

**Projector Settings were as follows:** 6 foot throw distance. Standard Picture Mode. All Pic Controls Set to Zero or Neutral. Color Temp is Set to Default. Noise Reduction Off.





The standard for front projection where high gain is needed.

<b>Type of Projection:</b>	Front Projection
<b>Opacity:</b>	Opaque
<b>Material:</b>	PVC
<b>Weight:</b>	Approx. 12 oz./yd <sup>2</sup>
<b>Weight:</b>	Approx. 400 g/m <sup>2</sup>
<b>Width:</b>	55"/110"
<b>Width:</b>	140 cm/280 cm
<b>Thickness:</b>	12 mil
<b>Thickness:</b>	.30 mm
<b>Roll Length:</b>	109 yds
<b>Roll Length:</b>	100 m
<b>Flame Retardancy:</b>	NFPA 701, CA 19, DIN 4102 B1, M2

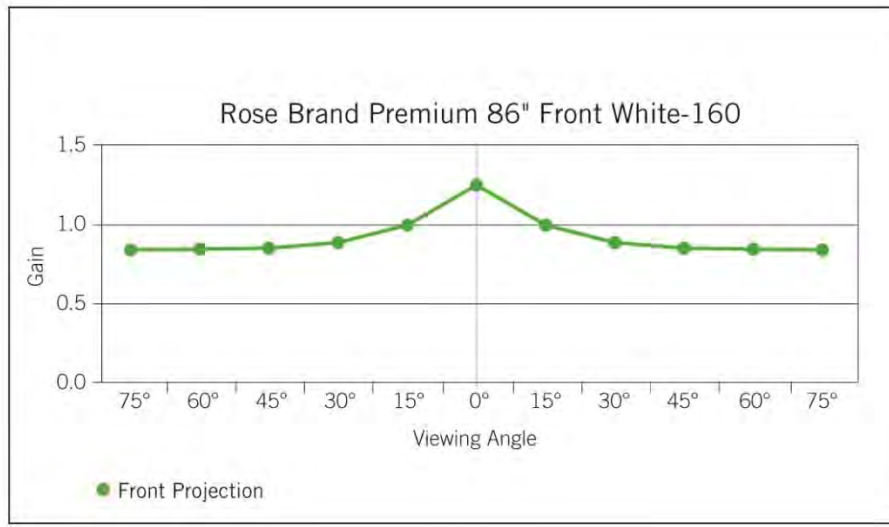
**Notes:** 110" is 2 widths of 55" welded. Call us for a quote on custom finished projection screens.

Projection has become a staple in performance, integrating seamlessly with scenic and lighting design. These standardized gain test results are a tool for helping to choose among Rose Brand's projection substrates. Many are materials specifically for high resolution projection, but also included are fabrics for more abstract lighting effects. As projection professionals know, gain/viewing angle is only one of many factors to consider when selecting a projection surface.

Fabrics were tested using a Panasonic PT-RZ370 projector, a Sekonic spot meter, and a Datacolor Syder 5 Elite software and color sensor suite.

The projector was mounted 6 feet from the surface under test. A quarter circle with a 6 foot radius was marked on the floor with measurement positions established at 15 degree increments: on-axis, 15, 30, 45, 60 and 75 degrees. The brightness of the surface under test was measured from each of these positions and color analysis was done on axis. Each of the fabrics now has a preset Windows color calibration profile available for the Panasonic projector used in the tests.

**Projector Settings were as follows:** 6 foot throw distance. Standard Picture Mode. All Pic Controls Set to Zero or Neutral. Color Temp is Set to Default. Noise Reduction Off.



The standard for front projection where high gain is needed.

<b>Type of Projection:</b>	Front Projection
<b>Opacity:</b>	Opaque
<b>Material:</b>	PVC
<b>Weight:</b>	Approx. 12 oz./yd <sup>2</sup>
<b>Weight:</b>	Approx. 400 g/m <sup>2</sup>
<b>Width:</b>	86"
<b>Width:</b>	220 cm
<b>Thickness:</b>	12 mil
<b>Thickness:</b>	.30 mm
<b>Roll Length:</b>	109 yds
<b>Roll Length:</b>	100 m
<b>Flame Retardancy:</b>	NFPA 701, CA 19, DIN 4102 B1, M2

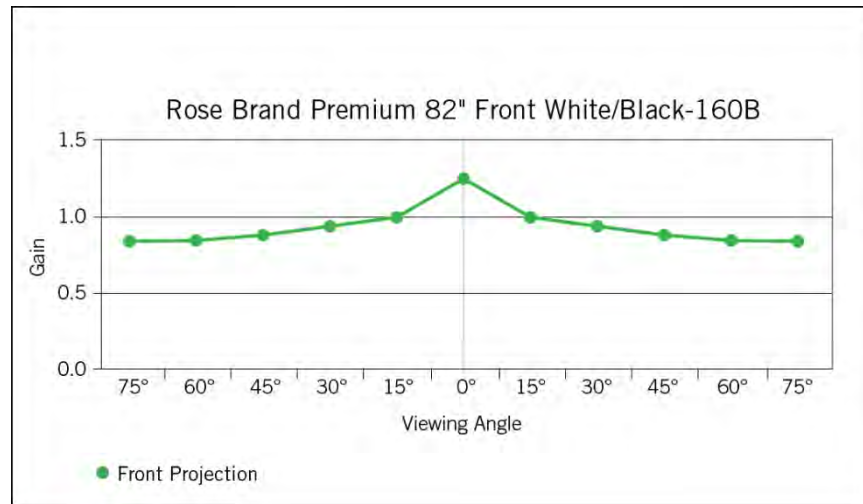
**Notes:** Call us for a quote on custom finished projection screens.

Projection has become a staple in performance, integrating seamlessly with scenic and lighting design. These standardized gain test results are a tool for helping to choose among Rose Brand's projection substrates. Many are materials specifically for high resolution projection, but also included are fabrics for more abstract lighting effects. As projection professionals know, gain/viewing angle is only one of many factors to consider when selecting a projection surface.

Fabrics were tested using a Panasonic PT-RZ370 projector, a Sekonic spot meter, and a Datacolor Syder 5 Elite software and color sensor suite.

The projector was mounted 6 feet from the surface under test. A quarter circle with a 6 foot radius was marked on the floor with measurement positions established at 15 degree increments: on-axis, 15, 30, 45, 60 and 75 degrees. The brightness of the surface under test was measured from each of these positions and color analysis was done on axis. Each of the fabrics now has a preset Windows color calibration profile available for the Panasonic projector used in the tests.

**Projector Settings were as follows:** 6 foot throw distance. Standard Picture Mode. All Pic Controls Set to Zero or Neutral. Color Temp is Set to Default. Noise Reduction Off.



Front White material with an opaque black backing. The standard for front projection were high gain is needed.

<b>Type of Projection:</b>	Front Projection
<b>Opacity:</b>	Opaque
<b>Material:</b>	PVC
<b>Weight:</b>	Approx. 19 oz./yd <sup>2</sup>
<b>Weight:</b>	Approx. 640 g/m <sup>2</sup>
<b>Width:</b>	82"
<b>Width:</b>	210 cm
<b>Thickness:</b>	16 mil
<b>Thickness:</b>	.42 mm
<b>Roll Length:</b>	109 yds
<b>Roll Length:</b>	100 m
<b>Flame Retardancy:</b>	NFPA 701, CA 19, DIN 4102 B1, M2

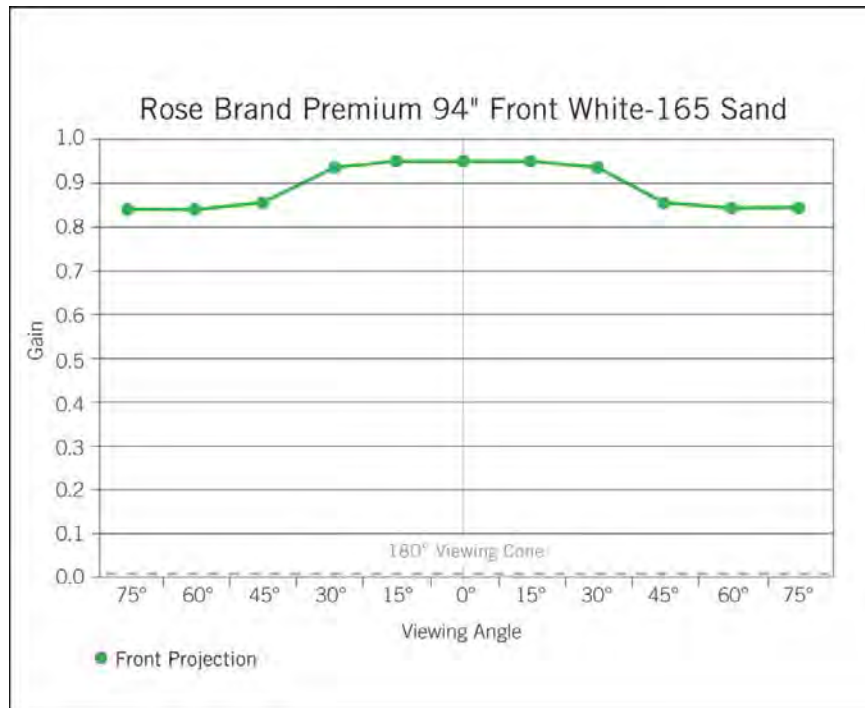
**Notes:** Call us for a quote on custom finished projection screens.

Projection has become a staple in performance, integrating seamlessly with scenic and lighting design. These standardized gain test results are a tool for helping to choose among Rose Brand's projection substrates. Many are materials specifically for high resolution projection, but also included are fabrics for more abstract lighting effects. As projection professionals know, gain/viewing angle is only one of many factors to consider when selecting a projection surface.

Fabrics were tested using a Panasonic PT-RZ370 projector, a Sekonic spot meter, and a Datacolor Syder 5 Elite software and color sensor suite.

The projector was mounted 6 feet from the surface under test. A quarter circle with a 6 foot radius was marked on the floor with measurement positions established at 15 degree increments: on-axis, 15, 30, 45, 60 and 75 degrees. The brightness of the surface under test was measured from each of these positions and color analysis was done on axis. Each of the fabrics now has a preset Windows color calibration profile available for the Panasonic projector used in the tests.

**Projector Settings were as follows:** 6 foot throw distance. Standard Picture Mode. All Pic Controls Set to Zero or Neutral. Color Temp is Set to Default. Noise Reduction Off.



Front White with a subtle embossed texture for maximum reduction of glare and reflections. Extra wide width and soft hand.

<b>Type of Projection:</b>	Front Projection
<b>Opacity:</b>	Opaque
<b>Material:</b>	PVC
<b>Weight:</b>	Approx. 13 oz./yd <sup>2</sup>
<b>Weight:</b>	Approx. 440 g/m <sup>2</sup>
<b>Width:</b>	94"
<b>Width:</b>	240 cm
<b>Thickness:</b>	13 mil
<b>Thickness:</b>	.24 mm
<b>Roll Length:</b>	109 yds
<b>Roll Length:</b>	100 m
<b>Flame Retardancy:</b>	NFPA 701, CA 19, DIN 4102 B1, M2

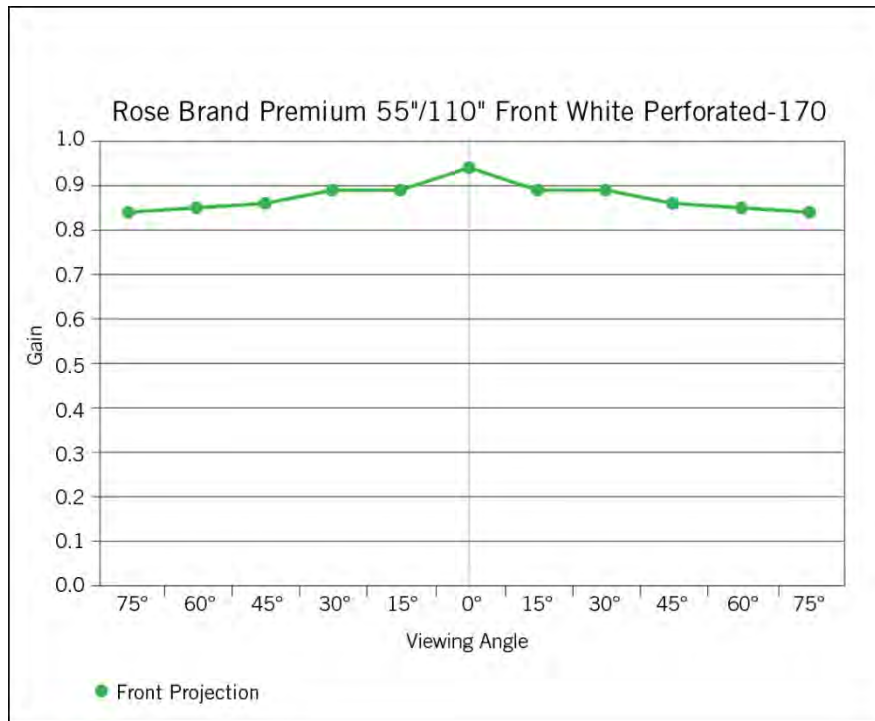
**Notes:** Call us for a quote on custom finished projection screens.

Projection has become a staple in performance, integrating seamlessly with scenic and lighting design. These standardized gain test results are a tool for helping to choose among Rose Brand's projection substrates. Many are materials specifically for high resolution projection, but also included are fabrics for more abstract lighting effects. As projection professionals know, gain/viewing angle is only one of many factors to consider when selecting a projection surface.

Fabrics were tested using a Panasonic PT-RZ370 projector, a Sekonic spot meter, and a Datacolor Syder 5 Elite software and color sensor suite.

The projector was mounted 6 feet from the surface under test. A quarter circle with a 6 foot radius was marked on the floor with measurement positions established at 15 degree increments: on-axis, 15, 30, 45, 60 and 75 degrees. The brightness of the surface under test was measured from each of these positions and color analysis was done on axis. Each of the fabrics now has a preset Windows color calibration profile available for the Panasonic projector used in the tests.

**Projector Settings were as follows:** 6 foot throw distance. Standard Picture Mode. All Pic Controls Set to Zero or Neutral. Color Temp is Set to Default. Noise Reduction Off.



For acoustic transparency when placing speakers behind the screen.

<b>Type of Projection:</b>	Front Projection
<b>Opacity:</b>	Perforated
<b>Material:</b>	PVC
<b>Weight:</b>	Approx. 9 oz./yd <sup>2</sup>
<b>Weight:</b>	Approx. 300 g/m <sup>2</sup>
<b>Width:</b>	55"/110"
<b>Width:</b>	140 cm/280 cm
<b>Thickness:</b>	12 mil
<b>Thickness:</b>	.30 mm
<b>Roll Length:</b>	109 yds
<b>Roll Length:</b>	100 m
<b>Flame Retardancy:</b>	NFPA 701, CA 19, DIN 4102 B1, M2

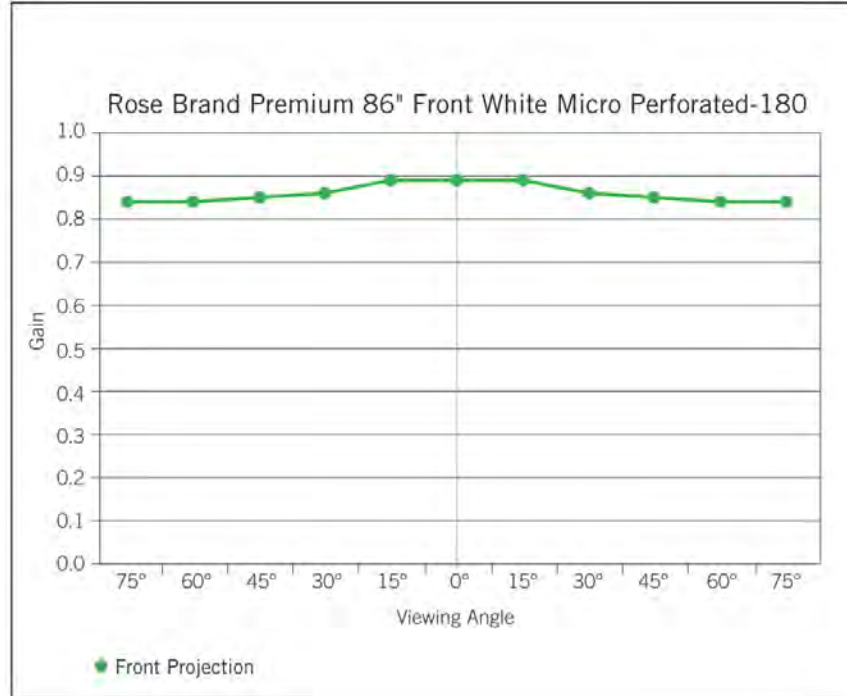
**Notes:** 110" is 2 widths of 55" welded. Call us for a quote on custom finished projection screens.

Projection has become a staple in performance, integrating seamlessly with scenic and lighting design. These standardized gain test results are a tool for helping to choose among Rose Brand's projection substrates. Many are materials specifically for high resolution projection, but also included are fabrics for more abstract lighting effects. As projection professionals know, gain/viewing angle is only one of many factors to consider when selecting a projection surface.

Fabrics were tested using a Panasonic PT-RZ370 projector, a Sekonic spot meter, and a Datacolor Syder 5 Elite software and color sensor suite.

The projector was mounted 6 feet from the surface under test. A quarter circle with a 6 foot radius was marked on the floor with measurement positions established at 15 degree increments: on-axis, 15, 30, 45, 60 and 75 degrees. The brightness of the surface under test was measured from each of these positions and color analysis was done on axis. Each of the fabrics now has a preset Windows color calibration profile available for the Panasonic projector used in the tests.

**Projector Settings were as follows:** 6 foot throw distance. Standard Picture Mode. All Pic Controls Set to Zero or Neutral. Color Temp is Set to Default. Noise Reduction Off.



Acoustic perforations that are virtually invisible and provide acoustic transparency when placing speakers behind the screen for home theatres where the audience is close.

<b>Type of Projection:</b>	Front Projection
<b>Opacity:</b>	Perforated
<b>Material:</b>	PVC
<b>Weight:</b>	Approx. 12 oz./yd <sup>2</sup>
<b>Weight:</b>	Approx. 390 g/m <sup>2</sup>
<b>Width:</b>	86"
<b>Width:</b>	220 cm
<b>Thickness:</b>	12 mil
<b>Thickness:</b>	.30 mm
<b>Roll Length:</b>	109 yds
<b>Roll Length:</b>	100 m
<b>Flame Retardancy:</b>	NFPA 701, CA 19, DIN 4102 B1, M2

**Notes:** Call us for a quote on custom finished projection screens.

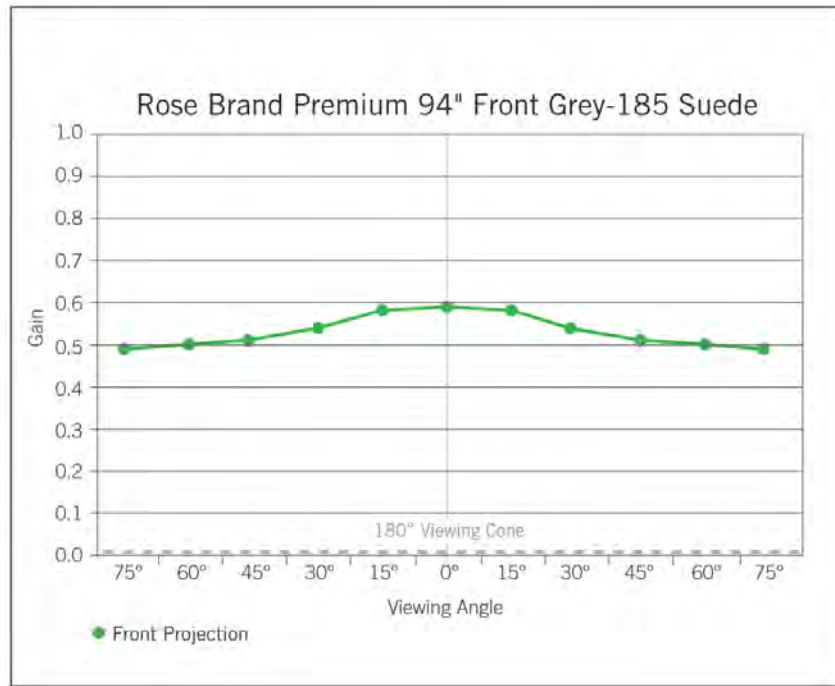
Projection has become a staple in performance, integrating seamlessly with scenic and lighting design. These standardized gain test results are a tool for helping to choose among Rose Brand's projection substrates. Many are materials specifically for high resolution projection, but also included are fabrics for more abstract lighting effects. As projection professionals know, gain/viewing angle is only one of many factors to consider when selecting a projection surface.

Fabrics were tested using a Panasonic PT-RZ370 projector, a Sekonic spot meter, and a Datacolor Syder 5 Elite software and color sensor suite.

The projector was mounted 6 feet from the surface under test. A quarter circle with a 6 foot radius was marked on the floor with measurement positions established at 15 degree increments: on-axis, 15, 30, 45, 60 and 75 degrees. The brightness of the surface under test was measured from each of these positions and color analysis was done on axis. Each of the fabrics now has a preset Windows color calibration profile available for the Panasonic projector used in the tests.

**Projector Settings were as follows:** 6 foot throw distance. Standard Picture Mode. All Pic Controls Set to Zero or Neutral. Color Temp is Set to Default. Noise Reduction Off.





Front grey screen with wide viewing angle and excellent color fidelity. A fine embossed texture reduces screen glare. Extra wide with a soft hand.

<b>Type of Projection:</b>	Front Projection
<b>Opacity:</b>	Opaque
<b>Material:</b>	PVC
<b>Weight:</b>	Approx. 17 oz./yd <sup>2</sup>
<b>Weight:</b>	Approx. 590 g/m <sup>2</sup>
<b>Width:</b>	94"
<b>Width:</b>	240 cm
<b>Thickness:</b>	15 mil
<b>Thickness:</b>	.40 mm
<b>Roll Length:</b>	109 yds
<b>Roll Length:</b>	100 m
<b>Flame Retardancy:</b>	NFPA 701, CA 19, DIN 4102 B1, M2

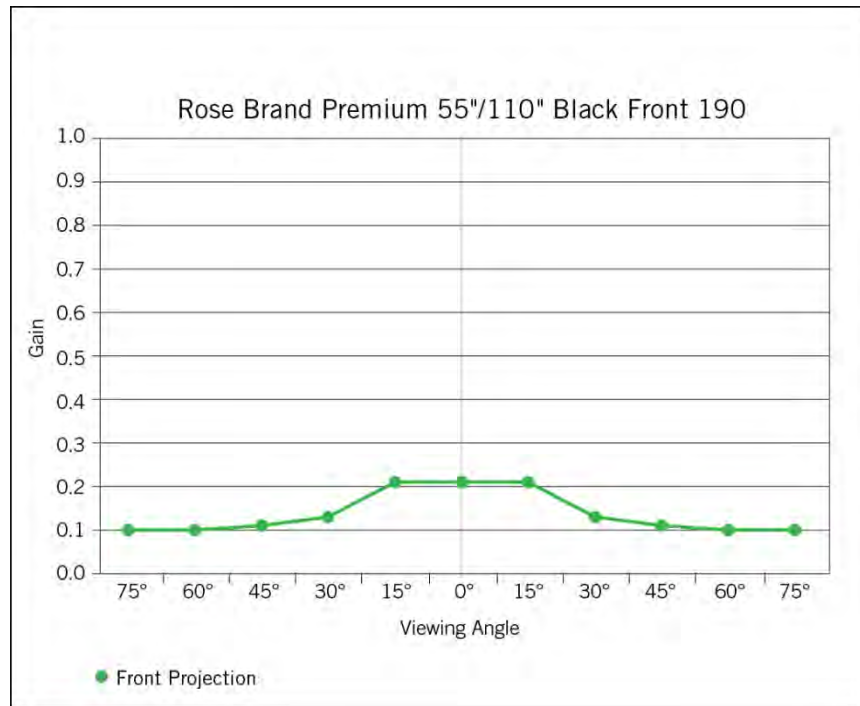
**Notes:** Call us for a quote on custom finished projection screens.

Projection has become a staple in performance, integrating seamlessly with scenic and lighting design. These standardized gain test results are a tool for helping to choose among Rose Brand's projection substrates. Many are materials specifically for high resolution projection, but also included are fabrics for more abstract lighting effects. As projection professionals know, gain/viewing angle is only one of many factors to consider when selecting a projection surface.

Fabrics were tested using a Panasonic PT-RZ370 projector, a Sekonic spot meter, and a Datacolor Syder 5 Elite software and color sensor suite.

The projector was mounted 6 feet from the surface under test. A quarter circle with a 6 foot radius was marked on the floor with measurement positions established at 15 degree increments: on-axis, 15, 30, 45, 60 and 75 degrees. The brightness of the surface under test was measured from each of these positions and color analysis was done on axis. Each of the fabrics now has a preset Windows color calibration profile available for the Panasonic projector used in the tests.

**Projector Settings were as follows:** 6 foot throw distance. Standard Picture Mode. All Pic Controls Set to Zero or Neutral. Color Temp is Set to Default. Noise Reduction Off.



For acoustic transparency when placing speakers behind the screen.

<b>Type of Projection:</b>	Front Projection
<b>Opacity:</b>	Translucent
<b>Material:</b>	PVC
<b>Weight:</b>	Approx. 12 oz./yd <sup>2</sup>
<b>Weight:</b>	Approx. 400 g/m <sup>2</sup>
<b>Width:</b>	55"/110"
<b>Width:</b>	140 cm/280 cm
<b>Thickness:</b>	12 mil
<b>Thickness:</b>	.30 mm
<b>Roll Length:</b>	109 yds
<b>Roll Length:</b>	100 m
<b>Flame Retardancy:</b>	NFPA 701, CA 19, DIN 4102 B1, M2

**Notes:** 110" is 2 widths of 55" welded. Call us for a quote on custom finished projection screens.

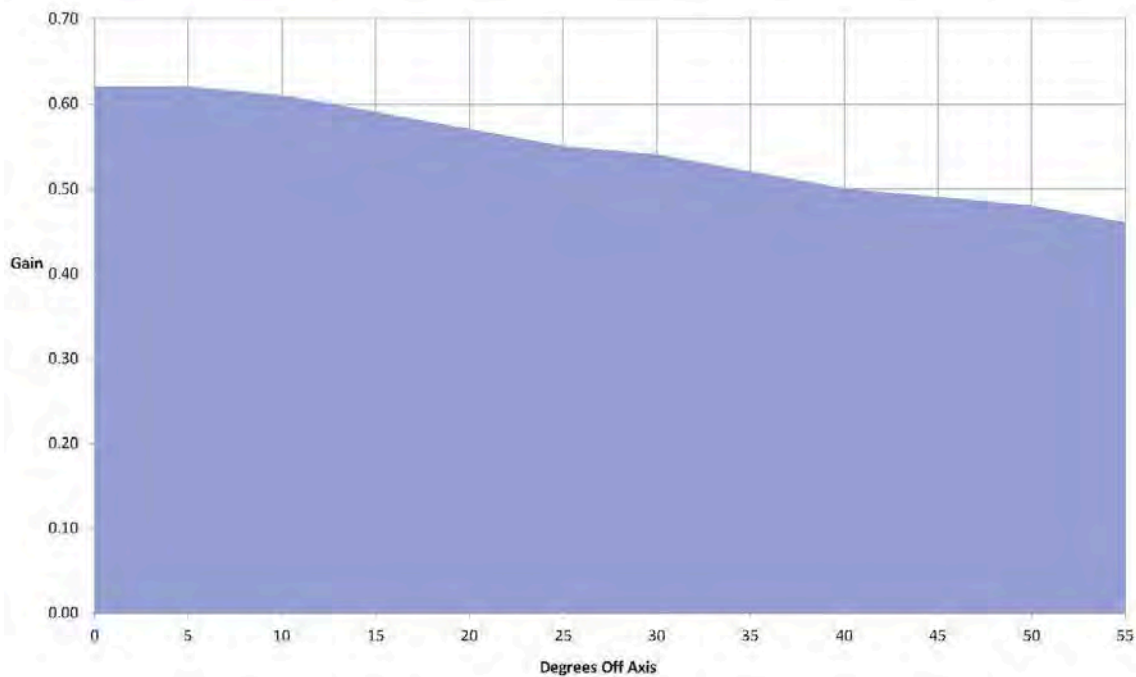
Projection has become a staple in performance, integrating seamlessly with scenic and lighting design. These standardized gain test results are a tool for helping to choose among Rose Brand's projection substrates. Many are materials specifically for high resolution projection, but also included are fabrics for more abstract lighting effects. As projection professionals know, gain/viewing angle is only one of many factors to consider when selecting a projection surface.

Fabrics were tested using a Panasonic PT-RZ370 projector, a Sekonic spot meter, and a Datacolor Syder 5 Elite software and color sensor suite.

The projector was mounted 6 feet from the surface under test. A quarter circle with a 6 foot radius was marked on the floor with measurement positions established at 15 degree increments: on-axis, 15, 30, 45, 60 and 75 degrees. The brightness of the surface under test was measured from each of these positions and color analysis was done on axis. Each of the fabrics now has a preset Windows color calibration profile available for the Panasonic projector used in the tests.

**Projector Settings were as follows:** 6 foot throw distance. Standard Picture Mode. All Pic Controls Set to Zero or Neutral. Color Temp is Set to Default. Noise Reduction Off.

## Rose Brand Premium 120" Cream-210



This is the most versatile and popular screen with brilliant results for front, rear and cross fades. Also serves as a great Cyclorama/Bounce.

**Gain on Center:** 1.05

**Gain at 45 Deg. off Center:** 0.75

**Type of Projection:** Front and Rear Projection

**Opacity:** Translucent

**Material:** PVC

**Width:** 120"

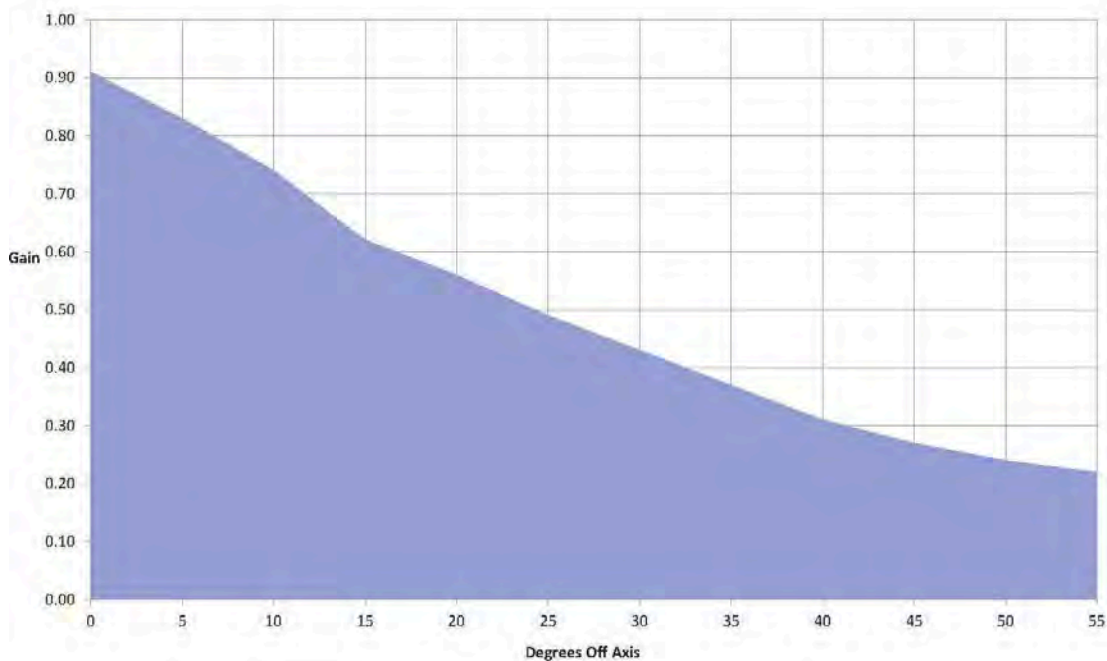
**Thickness:** 11 gauge

**Roll Length:** 100 yds

**Flame Retardancy:** IFR

**Notes:** Matte Side toward audience. Call us for a quote on custom finished projection screens.

## Rose Brand 120" Premium High Contrast Grey-220



High contrast makes clacks darker and the neutral color is great for blending in with scenery. Increased contrast is best for high ambient light situations such as outdoors.

**Gain on Center:** 2.25

**Gain at 45 Deg. off Center:** 0.39

**Type of Projection:** Front and Rear Projection

**Opacity:** Translucent

**Material:** PVC

**Width:** 120"

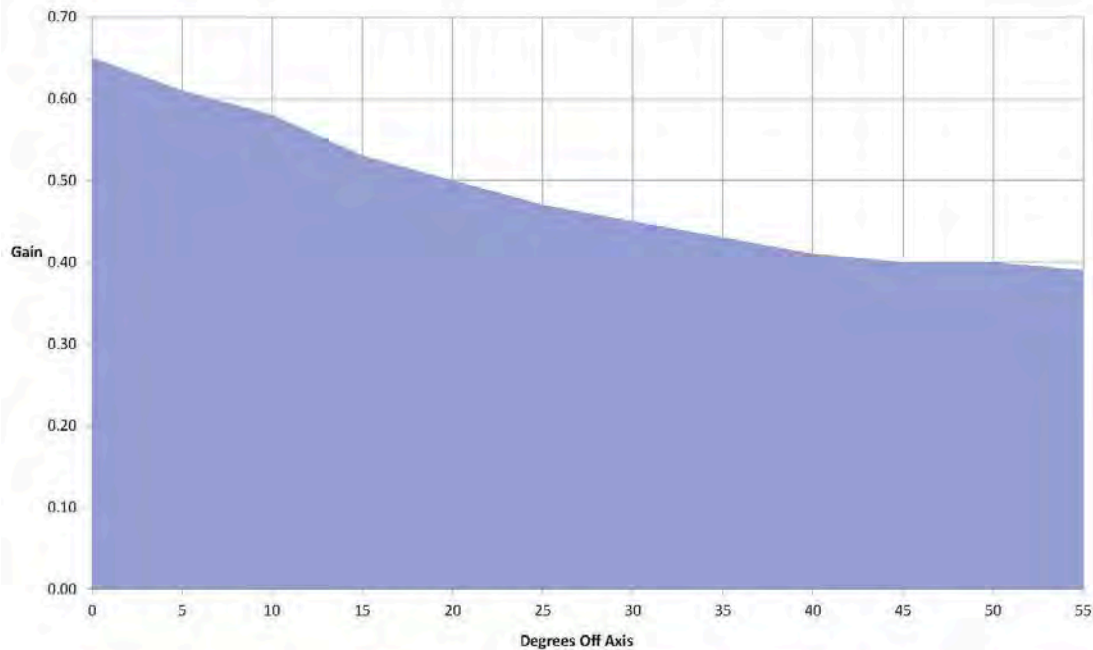
**Thickness:** 11 gauge

**Roll Length:** 100 yds

**Flame Retardancy:** IFR

**Notes:** Matte Side toward audience. Call us for a quote on custom finished projection screens.

## Rose Brand 120" Premium HD Grey-225



**Gain on Center:** 0.65

**Gain at 45 Deg. off Center:** 0.04

**Type of Projection:** Front Projection

**Opacity:** Opaque

**Material:** PVC

**Width:** 120"

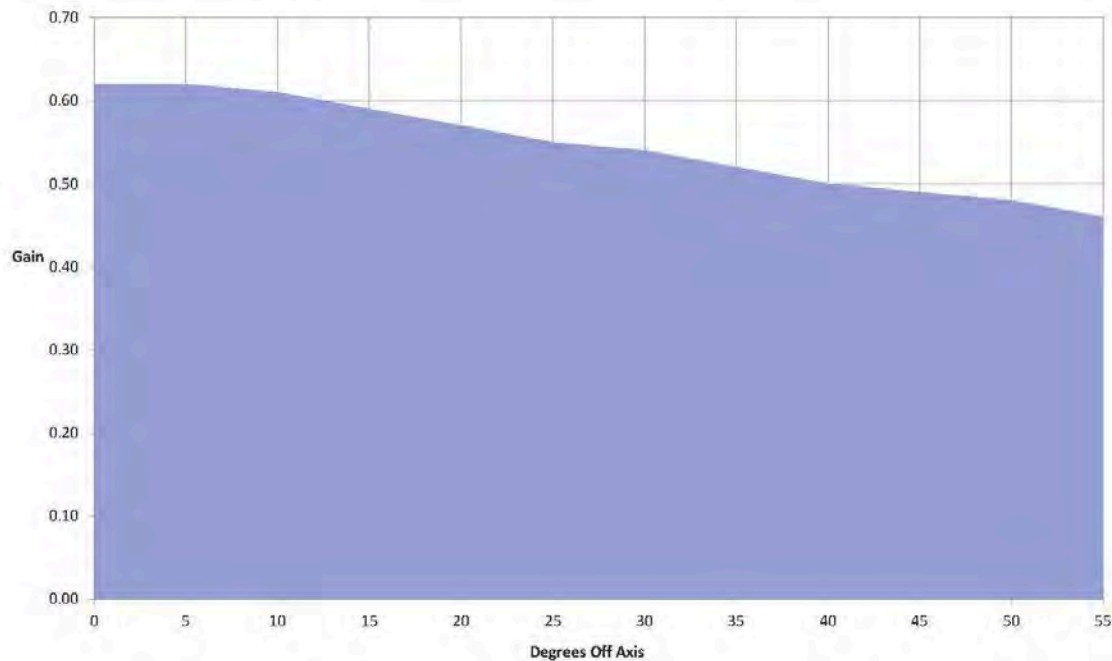
**Thickness:** 11 gauge

**Roll Length:** 100 yds

**Flame Retardancy:** IFR

**Notes:** Matte Side toward audience. Call us for a quote on custom finished projection screens.

## Rose Brand Premium 120" Black-230



Great for show situations where the screen must not bounce ambient light. The screen formulation is ideal for using light in front of a video wall. It asks the individual pixels and results in a brilliant image with high contrast.

**Gain on Center:** 1.05

**Gain at 45 Deg. off Center:** 0.75

**Type of Projection:** Front and Rear Projection

**Opacity:** Translucent

**Material:** PVC

**Width:** 120"

**Thickness:** 11 gauge

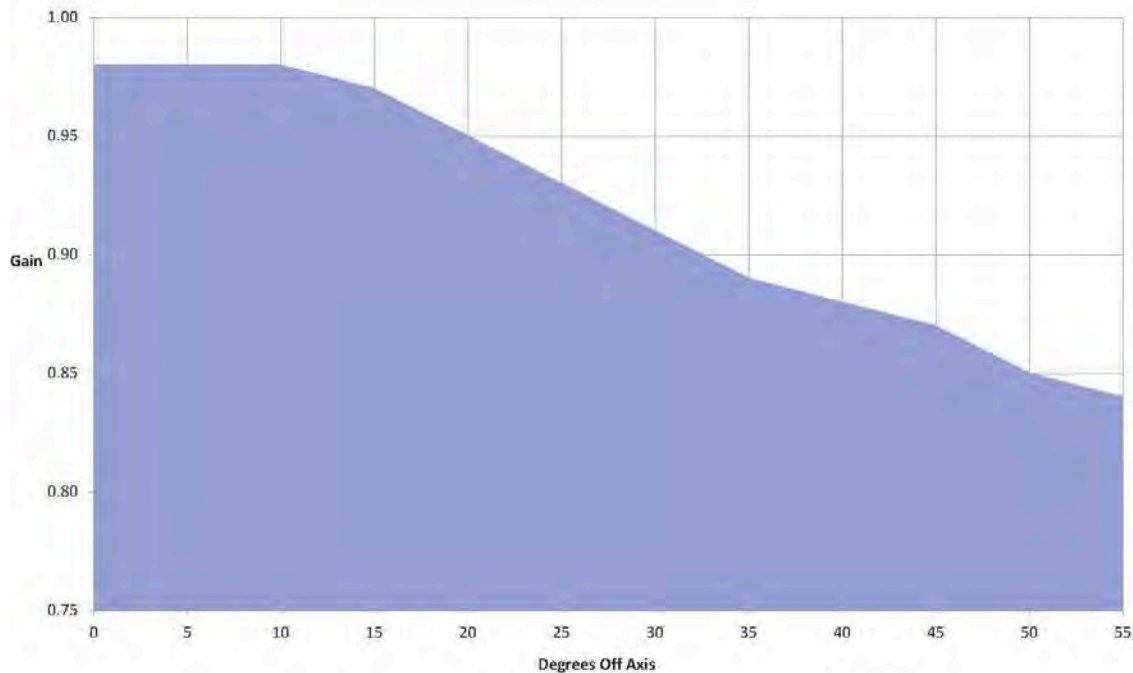
**Roll Length:** 100 yds

**Flame Retardancy:** IFR

**Notes:** Matte Side toward audience. Call us for a quote on custom finished projection screens.



## Rose Brand Premium 120" Front White-260



The standard for front projection where high gain is needed.

**Gain on Center:** 0.97

**Gain at 45 Deg. off Center:** 0.87

**Type of Projection:** Front Projection

**Opacity:** Opaque

**Material:** PVC

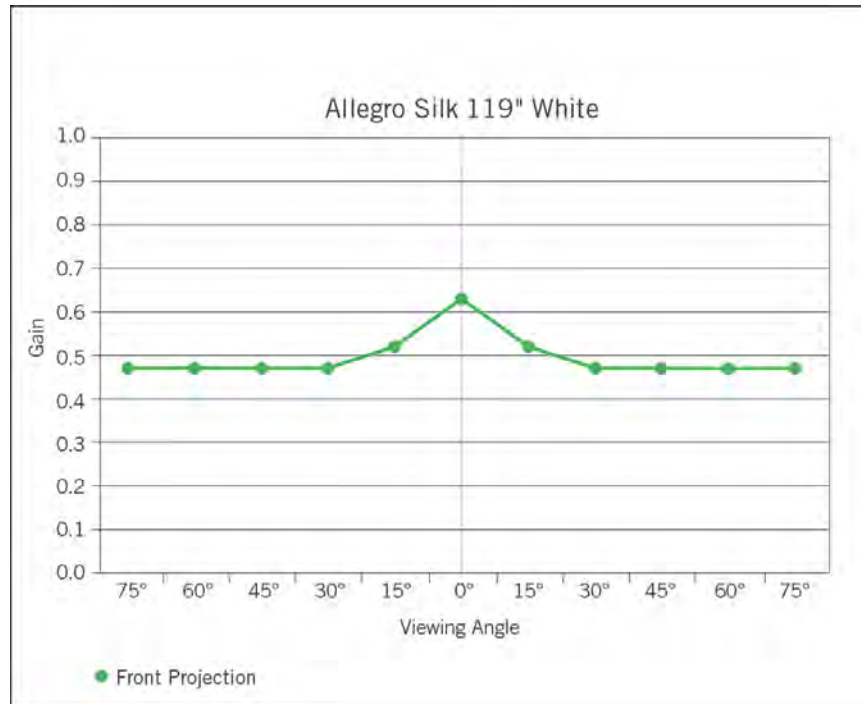
**Width:** 120"

**Thickness:** 11 gauge

**Roll Length:** 100 yds

**Flame Retardancy:** IFR

**Notes:** Matte Side toward audience. Call us for a quote on custom finished projection screens.



**Inherently Flame Retardant**  
100% Polyester

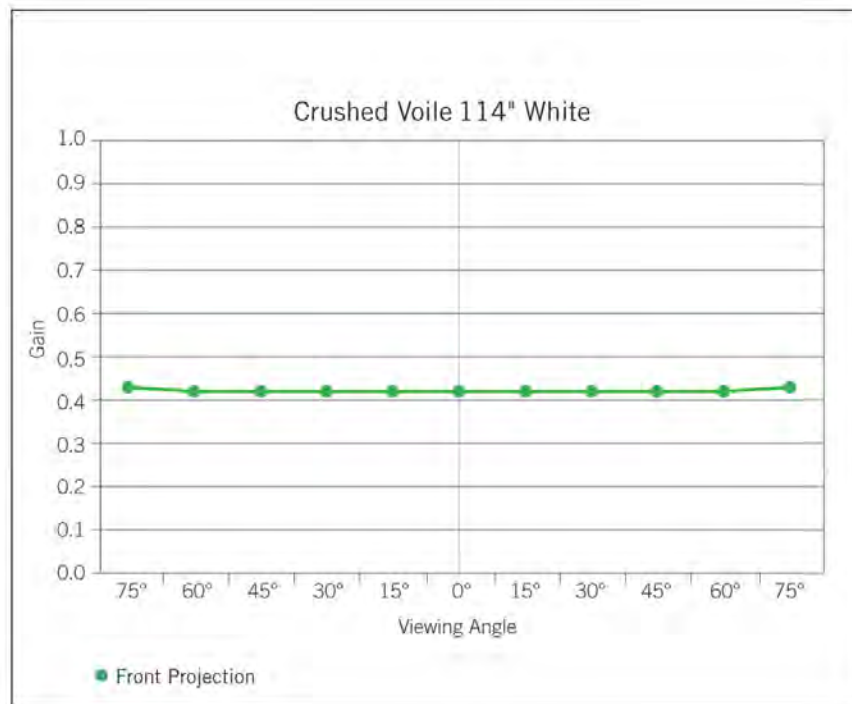
The perfect extra-wide poly silk (polysilk) surface for projection, diffusion and lighting.

Projection has become a staple in performance, integrating seamlessly with scenic and lighting design. These standardized gain test results are a tool for helping to choose among Rose Brand's projection substrates. Many are materials specifically for high resolution projection, but also included are fabrics for more abstract lighting effects. As projection professionals know, gain/viewing angle is only one of many factors to consider when selecting a projection surface.

Fabrics were tested using a Panasonic PT-RZ370 projector, a Sekonic spot meter, and a Datacolor Syder 5 Elite software and color sensor suite.

The projector was mounted 6 feet from the surface under test. A quarter circle with a 6 foot radius was marked on the floor with measurement positions established at 15 degree increments: on-axis, 15, 30, 45, 60 and 75 degrees. The brightness of the surface under test was measured from each of these positions and color analysis was done on axis. Each of the fabrics now has a preset Windows color calibration profile available for the Panasonic projector used in the tests.

**Projector Settings were as follows:** 6 foot throw distance. Standard Picture Mode. All Pic Controls Set to Zero or Neutral. Color Temp is Set to Default. Noise Reduction Off.



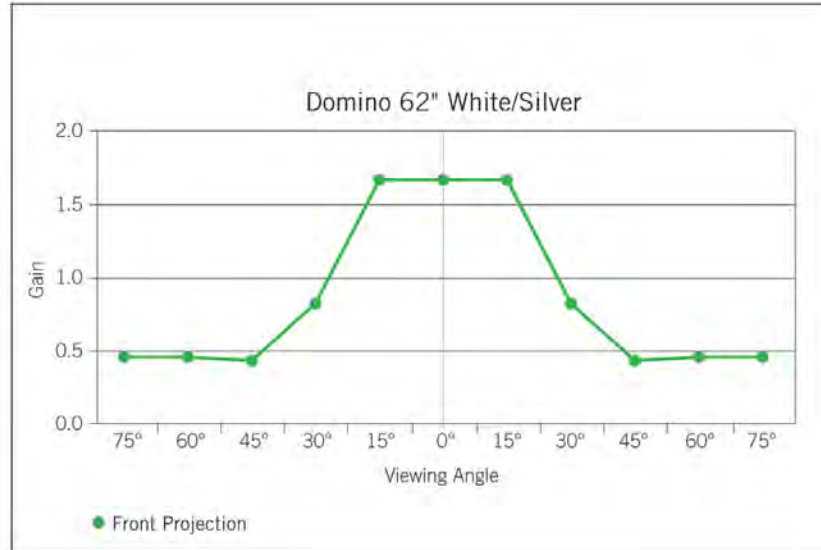
**Inherently Flame Retardant**  
100% Polyester

Projection has become a staple in performance, integrating seamlessly with scenic and lighting design. These standardized gain test results are a tool for helping to choose among Rose Brand's projection substrates. Many are materials specifically for high resolution projection, but also included are fabrics for more abstract lighting effects. As projection professionals know, gain/viewing angle is only one of many factors to consider when selecting a projection surface.

Fabrics were tested using a Panasonic PT-RZ370 projector, a Sekonic spot meter, and a Datacolor Syder 5 Elite software and color sensor suite.

The projector was mounted 6 feet from the surface under test. A quarter circle with a 6 foot radius was marked on the floor with measurement positions established at 15 degree increments: on-axis, 15, 30, 45, 60 and 75 degrees. The brightness of the surface under test was measured from each of these positions and color analysis was done on axis. Each of the fabrics now has a preset Windows color calibration profile available for the Panasonic projector used in the tests.

**Projector Settings were as follows:** 6 foot throw distance. Standard Picture Mode. All Pic Controls Set to Zero or Neutral. Color Temp is Set to Default. Noise Reduction Off.



**Flame Retardant**  
100% Polyester

Projection has become a staple in performance, integrating seamlessly with scenic and lighting design. These standardized gain test results are a tool for helping to choose among Rose Brand's projection substrates. Many are materials specifically for high resolution projection, but also included are fabrics for more abstract lighting effects. As projection professionals know, gain/viewing angle is only one of many factors to consider when selecting a projection surface.

Fabrics were tested using a Panasonic PT-RZ370 projector, a Sekonic spot meter, and a Datacolor Syder 5 Elite software and color sensor suite.

The projector was mounted 6 feet from the surface under test. A quarter circle with a 6 foot radius was marked on the floor with measurement positions established at 15 degree increments: on-axis, 15, 30, 45, 60 and 75 degrees. The brightness of the surface under test was measured from each of these positions and color analysis was done on axis. Each of the fabrics now has a preset Windows color calibration profile available for the Panasonic projector used in the tests.

**Projector Settings were as follows:** 6 foot throw distance. Standard Picture Mode. All Pic Controls Set to Zero or Neutral. Color Temp is Set to Default. Noise Reduction Off.



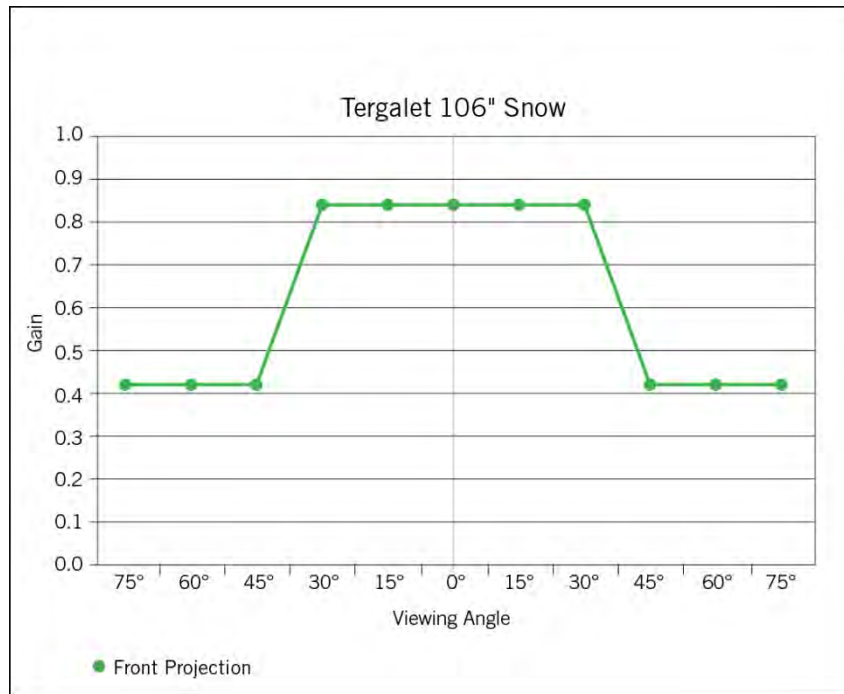
Flame Retardant  
100% Nylon

Projection has become a staple in performance, integrating seamlessly with scenic and lighting design. These standardized gain test results are a tool for helping to choose among Rose Brand's projection substrates. Many are materials specifically for high resolution projection, but also included are fabrics for more abstract lighting effects. As projection professionals know, gain/viewing angle is only one of many factors to consider when selecting a projection surface.

Fabrics were tested using a Panasonic PT-RZ370 projector, a Sekonic spot meter, and a Datacolor Syder 5 Elite software and color sensor suite.

The projector was mounted 6 feet from the surface under test. A quarter circle with a 6 foot radius was marked on the floor with measurement positions established at 15 degree increments: on-axis, 15, 30, 45, 60 and 75 degrees. The brightness of the surface under test was measured from each of these positions and color analysis was done on axis. Each of the fabrics now has a preset Windows color calibration profile available for the Panasonic projector used in the tests.

**Projector Settings were as follows:** 6 foot throw distance. Standard Picture Mode. All Pic Controls Set to Zero or Neutral. Color Temp is Set to Default. Noise Reduction Off.



**Inherently Flame Retardant**  
100% Polyester

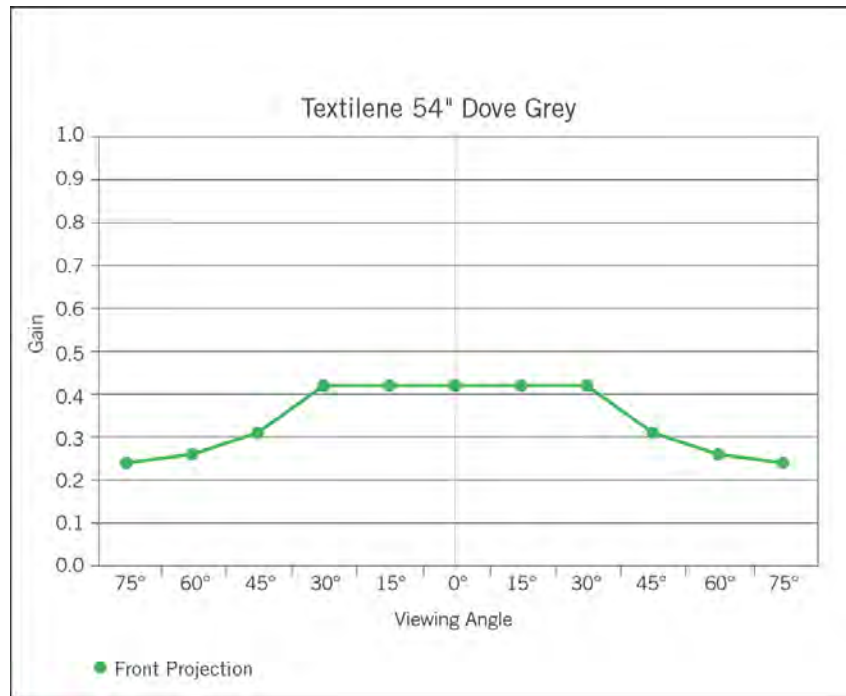
Projection has become a staple in performance, integrating seamlessly with scenic and lighting design. These standardized gain test results are a tool for helping to choose among Rose Brand's projection substrates. Many are materials specifically for high resolution projection, but also included are fabrics for more abstract lighting effects. As projection professionals know, gain/viewing angle is only one of many factors to consider when selecting a projection surface.

Fabrics were tested using a Panasonic PT-RZ370 projector, a Sekonic spot meter, and a Datacolor Syder 5 Elite software and color sensor suite.

The projector was mounted 6 feet from the surface under test. A quarter circle with a 6 foot radius was marked on the floor with measurement positions established at 15 degree increments: on-axis, 15, 30, 45, 60 and 75 degrees. The brightness of the surface under test was measured from each of these positions and color analysis was done on axis. Each of the fabrics now has a preset Windows color calibration profile available for the Panasonic projector used in the tests.

**Projector Settings were as follows:** 6 foot throw distance. Standard Picture Mode. All Pic Controls Set to Zero or Neutral. Color Temp is Set to Default. Noise Reduction Off.





#### Non Flame Retardant

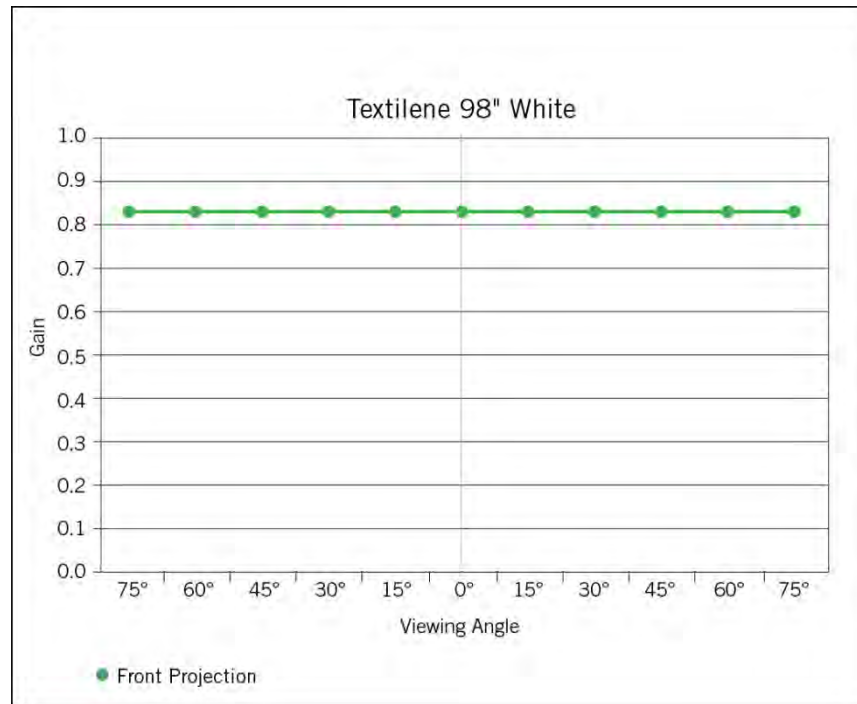
A sturdy weatherproofing PVC coated polyester mesh in a range of colors used for covering outdoor concert scaffolding and speaker towers, and for backdrops with lighting and laser projection. It features low acoustic absorption, and it's open mesh (36%) decreases wind resistance at outdoor venues.

Projection has become a staple in performance, integrating seamlessly with scenic and lighting design. These standardized gain test results are a tool for helping to choose among Rose Brand's projection substrates. Many are materials specifically for high resolution projection, but also included are fabrics for more abstract lighting effects. As projection professionals know, gain/viewing angle is only one of many factors to consider when selecting a projection surface.

Fabrics were tested using a Panasonic PT-RZ370 projector, a Sekonic spot meter, and a Datacolor Syder 5 Elite software and color sensor suite.

The projector was mounted 6 feet from the surface under test. A quarter circle with a 6 foot radius was marked on the floor with measurement positions established at 15 degree increments: on-axis, 15, 30, 45, 60 and 75 degrees. The brightness of the surface under test was measured from each of these positions and color analysis was done on axis. Each of the fabrics now has a preset Windows color calibration profile available for the Panasonic projector used in the tests.

**Projector Settings were as follows:** 6 foot throw distance. Standard Picture Mode. All Pic Controls Set to Zero or Neutral. Color Temp is Set to Default. Noise Reduction Off.



#### Inherently Flame Retardant

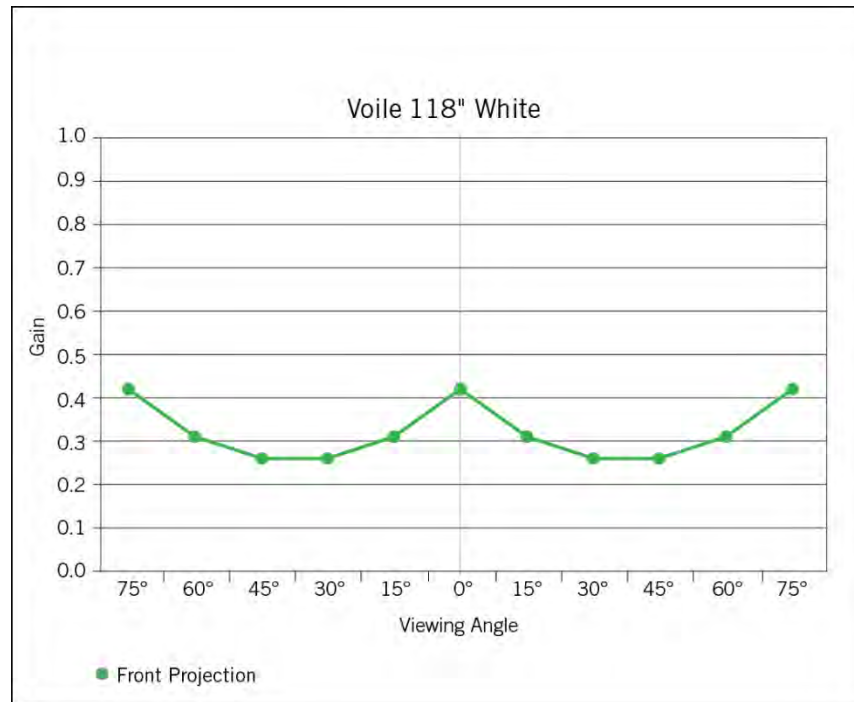
A sturdy weatherproofing PVC coated polyester mesh used for covering outdoor concert scaffolding and speaker towers, and for backdrops with lighting and laser projection. It features low acoustic absorption, and it's open mesh (28%) decreases wind resistance at outdoor venues.

Projection has become a staple in performance, integrating seamlessly with scenic and lighting design. These standardized gain test results are a tool for helping to choose among Rose Brand's projection substrates. Many are materials specifically for high resolution projection, but also included are fabrics for more abstract lighting effects. As projection professionals know, gain/viewing angle is only one of many factors to consider when selecting a projection surface.

Fabrics were tested using a Panasonic PT-RZ370 projector, a Sekonic spot meter, and a Datacolor Syder 5 Elite software and color sensor suite.

The projector was mounted 6 feet from the surface under test. A quarter circle with a 6 foot radius was marked on the floor with measurement positions established at 15 degree increments: on-axis, 15, 30, 45, 60 and 75 degrees. The brightness of the surface under test was measured from each of these positions and color analysis was done on axis. Each of the fabrics now has a preset Windows color calibration profile available for the Panasonic projector used in the tests.

**Projector Settings were as follows:** 6 foot throw distance. Standard Picture Mode. All Pic Controls Set to Zero or Neutral. Color Temp is Set to Default. Noise Reduction Off.



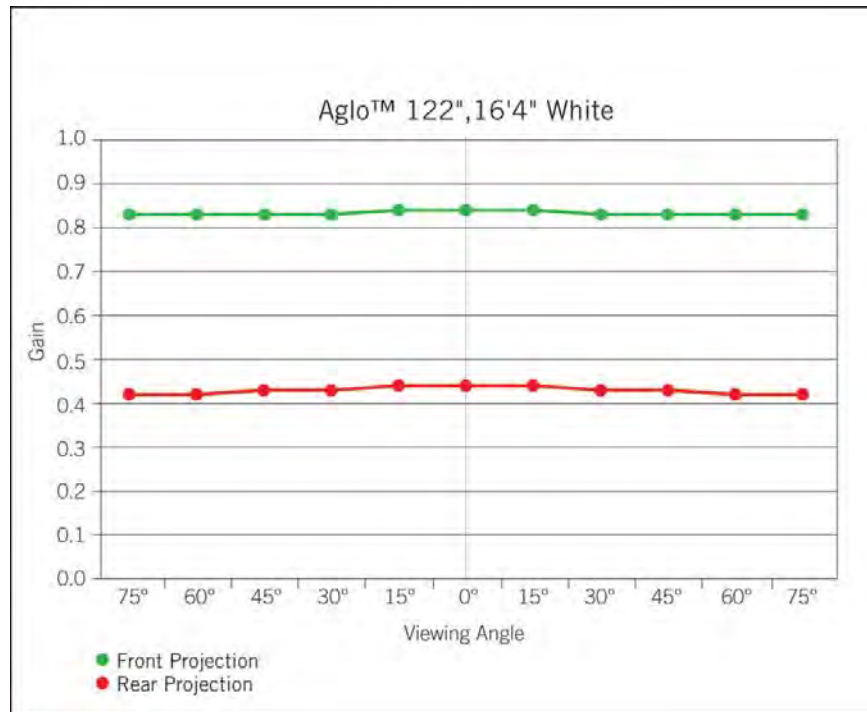
**Inherently Flame Retardant**  
100% Polyester

Projection has become a staple in performance, integrating seamlessly with scenic and lighting design. These standardized gain test results are a tool for helping to choose among Rose Brand's projection substrates. Many are materials specifically for high resolution projection, but also included are fabrics for more abstract lighting effects. As projection professionals know, gain/viewing angle is only one of many factors to consider when selecting a projection surface.

Fabrics were tested using a Panasonic PT-RZ370 projector, a Sekonic spot meter, and a Datacolor Syder 5 Elite software and color sensor suite.

The projector was mounted 6 feet from the surface under test. A quarter circle with a 6 foot radius was marked on the floor with measurement positions established at 15 degree increments: on-axis, 15, 30, 45, 60 and 75 degrees. The brightness of the surface under test was measured from each of these positions and color analysis was done on axis. Each of the fabrics now has a preset Windows color calibration profile available for the Panasonic projector used in the tests.

**Projector Settings were as follows:** 6 foot throw distance. Standard Picture Mode. All Pic Controls Set to Zero or Neutral. Color Temp is Set to Default. Noise Reduction Off.



**Inherently Flame Retardant**  
100% Polyester

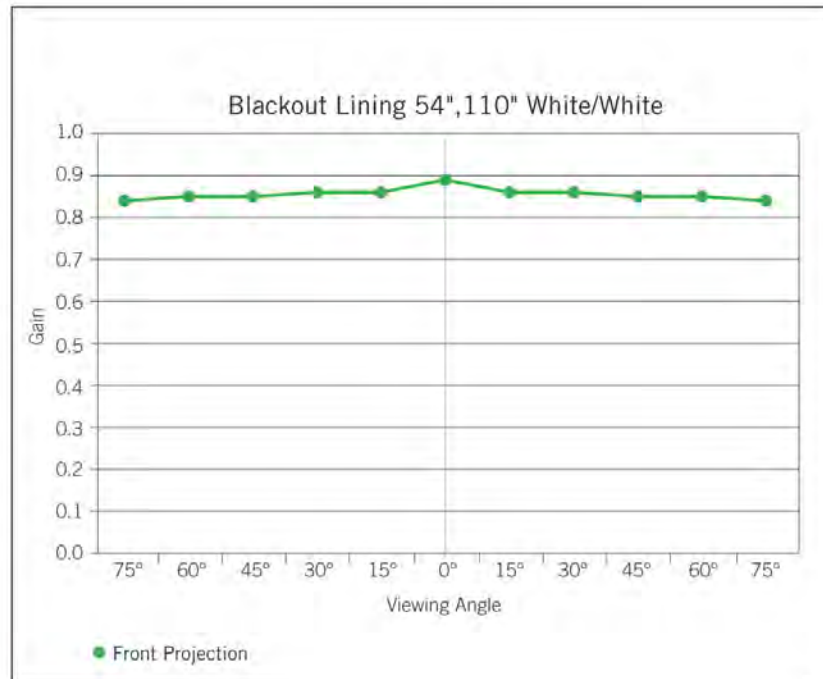
This is the widest rear projection fabric available, but it works for front projection as well. This heavyweight white woven polyester fabric is a great light diffuser when backlit. Aglo™ is often used for creating large scale lighting effects and its stability makes it ideal for roll drop projection screens.

Projection has become a staple in performance, integrating seamlessly with scenic and lighting design. These standardized gain test results are a tool for helping to choose among Rose Brand's projection substrates. Many are materials specifically for high resolution projection, but also included are fabrics for more abstract lighting effects. As projection professionals know, gain/viewing angle is only one of many factors to consider when selecting a projection surface.

Fabrics were tested using a Panasonic PT-RZ370 projector, a Sekonic spot meter, and a Datacolor Syder 5 Elite software and color sensor suite.

The projector was mounted 6 feet from the surface under test. A quarter circle with a 6 foot radius was marked on the floor with measurement positions established at 15 degree increments: on-axis, 15, 30, 45, 60 and 75 degrees. The brightness of the surface under test was measured from each of these positions and color analysis was done on axis. Each of the fabrics now has a preset Windows color calibration profile available for the Panasonic projector used in the tests.

**Projector Settings were as follows:** 6 foot throw distance. Standard Picture Mode. All Pic Controls Set to Zero or Neutral. Color Temp is Set to Default. Noise Reduction Off.



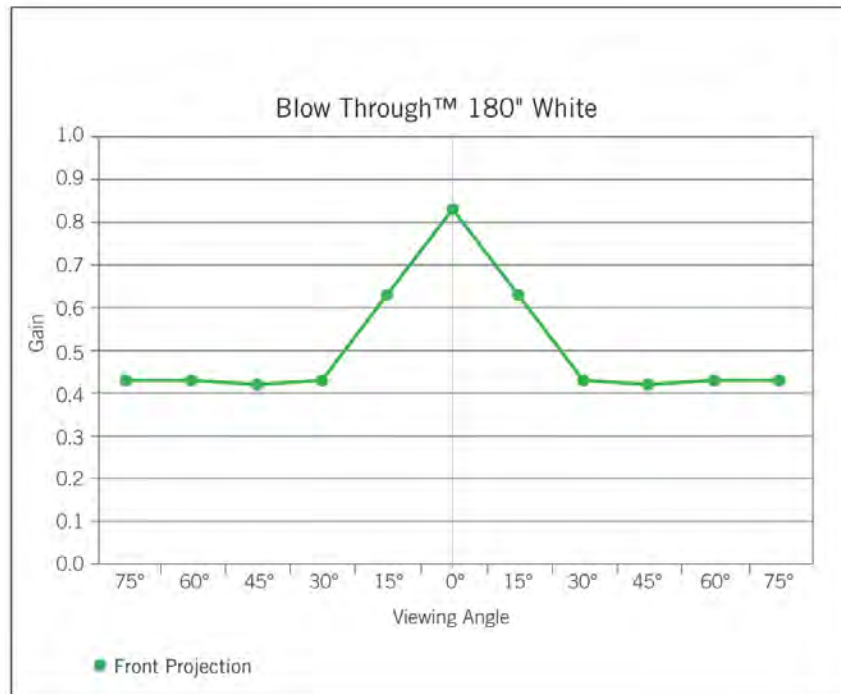
**Inherently Flame Retardant**  
70% Polyester/30% Cotton

Projection has become a staple in performance, integrating seamlessly with scenic and lighting design. These standardized gain test results are a tool for helping to choose among Rose Brand's projection substrates. Many are materials specifically for high resolution projection, but also included are fabrics for more abstract lighting effects. As projection professionals know, gain/viewing angle is only one of many factors to consider when selecting a projection surface.

Fabrics were tested using a Panasonic PT-RZ370 projector, a Sekonic spot meter, and a Datacolor Syder 5 Elite software and color sensor suite.

The projector was mounted 6 feet from the surface under test. A quarter circle with a 6 foot radius was marked on the floor with measurement positions established at 15 degree increments: on-axis, 15, 30, 45, 60 and 75 degrees. The brightness of the surface under test was measured from each of these positions and color analysis was done on axis. Each of the fabrics now has a preset Windows color calibration profile available for the Panasonic projector used in the tests.

**Projector Settings were as follows:** 6 foot throw distance. Standard Picture Mode. All Pic Controls Set to Zero or Neutral. Color Temp is Set to Default. Noise Reduction Off.



#### Flame Retardant

Great for lighting effects and projection, this soft, extra wide white fabric has wind perforations for temporary outdoor uses.

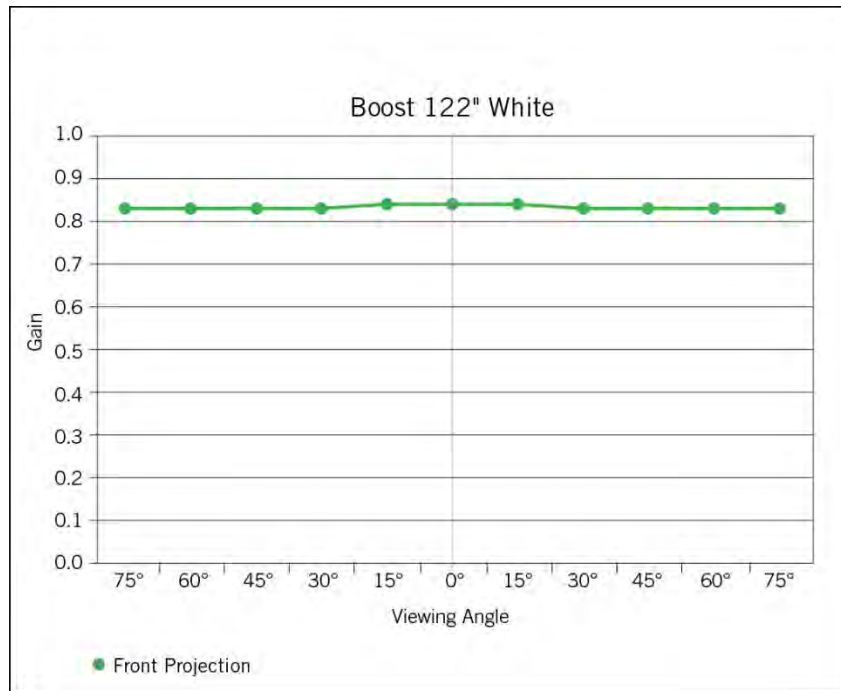
Projection has become a staple in performance, integrating seamlessly with scenic and lighting design. These standardized gain test results are a tool for helping to choose among Rose Brand's projection substrates. Many are materials specifically for high resolution projection, but also included are fabrics for more abstract lighting effects. As projection professionals know, gain/viewing angle is only one of many factors to consider when selecting a projection surface.

Fabrics were tested using a Panasonic PT-RZ370 projector, a Sekonic spot meter, and a Datacolor Syder 5 Elite software and color sensor suite.

The projector was mounted 6 feet from the surface under test. A quarter circle with a 6 foot radius was marked on the floor with measurement positions established at 15 degree increments: on-axis, 15, 30, 45, 60 and 75 degrees. The brightness of the surface under test was measured from each of these positions and color analysis was done on axis. Each of the fabrics now has a preset Windows color calibration profile available for the Panasonic projector used in the tests.

**Projector Settings were as follows:** 6 foot throw distance. Standard Picture Mode. All Pic Controls Set to Zero or Neutral. Color Temp is Set to Default. Noise Reduction Off.





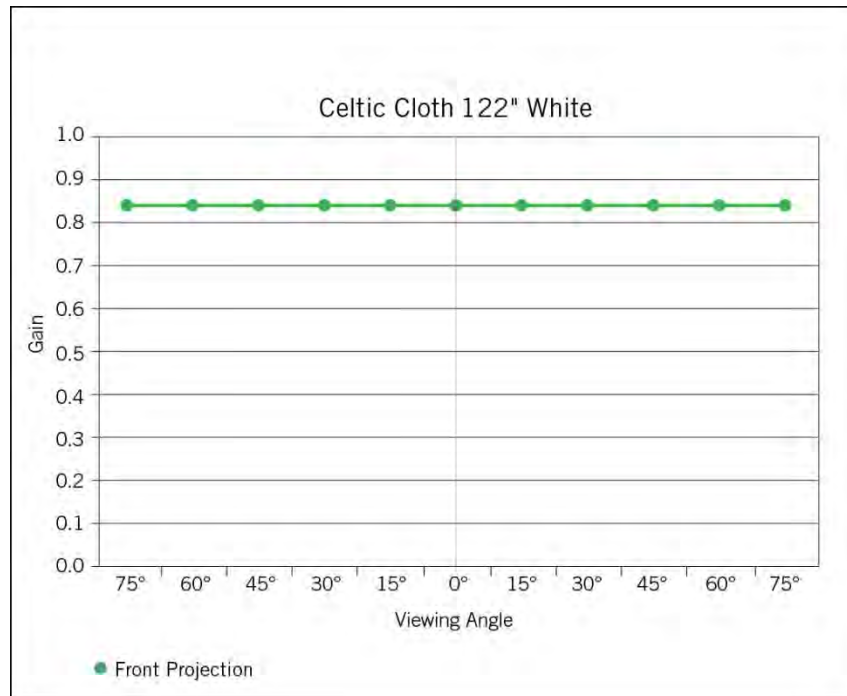
**Inherently Flame Retardant**  
92% Polyester/8% Spandex

Projection has become a staple in performance, integrating seamlessly with scenic and lighting design. These standardized gain test results are a tool for helping to choose among Rose Brand's projection substrates. Many are materials specifically for high resolution projection, but also included are fabrics for more abstract lighting effects. As projection professionals know, gain/viewing angle is only one of many factors to consider when selecting a projection surface.

Fabrics were tested using a Panasonic PT-RZ370 projector, a Sekonic spot meter, and a Datacolor Syder 5 Elite software and color sensor suite.

The projector was mounted 6 feet from the surface under test. A quarter circle with a 6 foot radius was marked on the floor with measurement positions established at 15 degree increments: on-axis, 15, 30, 45, 60 and 75 degrees. The brightness of the surface under test was measured from each of these positions and color analysis was done on axis. Each of the fabrics now has a preset Windows color calibration profile available for the Panasonic projector used in the tests.

**Projector Settings were as follows:** 6 foot throw distance. Standard Picture Mode. All Pic Controls Set to Zero or Neutral. Color Temp is Set to Default. Noise Reduction Off.



**Inherently Flame Retardant**

100% Polyester

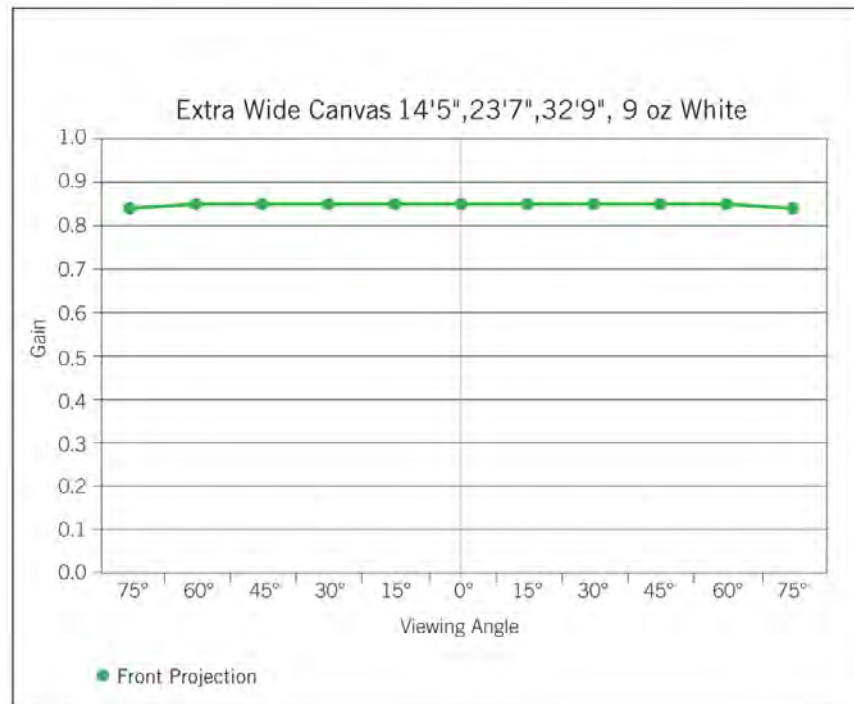
Medium weight knit in wide widths, with a very soft hand. Wrinkle resistant with a slight stretch that makes a great screen surface when tensioned. Great as a lightweight yet robust touring screen.

Projection has become a staple in performance, integrating seamlessly with scenic and lighting design. These standardized gain test results are a tool for helping to choose among Rose Brand's projection substrates. Many are materials specifically for high resolution projection, but also included are fabrics for more abstract lighting effects. As projection professionals know, gain/viewing angle is only one of many factors to consider when selecting a projection surface.

Fabrics were tested using a Panasonic PT-RZ370 projector, a Sekonic spot meter, and a Datacolor Syder 5 Elite software and color sensor suite.

The projector was mounted 6 feet from the surface under test. A quarter circle with a 6 foot radius was marked on the floor with measurement positions established at 15 degree increments: on-axis, 15, 30, 45, 60 and 75 degrees. The brightness of the surface under test was measured from each of these positions and color analysis was done on axis. Each of the fabrics now has a preset Windows color calibration profile available for the Panasonic projector used in the tests.

**Projector Settings were as follows:** 6 foot throw distance. Standard Picture Mode. All Pic Controls Set to Zero or Neutral. Color Temp is Set to Default. Noise Reduction Off.



Flame Retardant  
100% Cotton

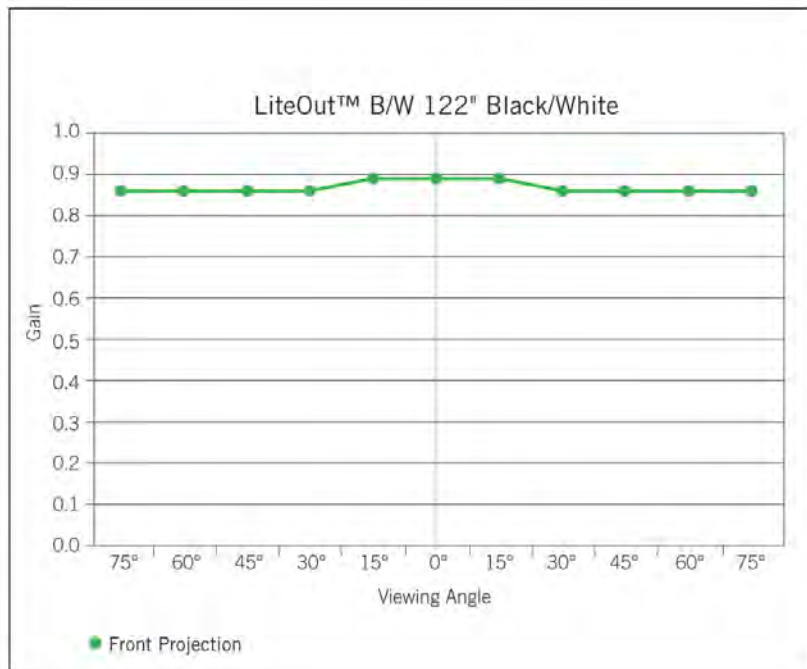
Highest quality, tightly woven 9 oz. canvas in extra-wide width.

Projection has become a staple in performance, integrating seamlessly with scenic and lighting design. These standardized gain test results are a tool for helping to choose among Rose Brand's projection substrates. Many are materials specifically for high resolution projection, but also included are fabrics for more abstract lighting effects. As projection professionals know, gain/viewing angle is only one of many factors to consider when selecting a projection surface.

Fabrics were tested using a Panasonic PT-RZ370 projector, a Sekonic spot meter, and a Datacolor Syder 5 Elite software and color sensor suite.

The projector was mounted 6 feet from the surface under test. A quarter circle with a 6 foot radius was marked on the floor with measurement positions established at 15 degree increments: on-axis, 15, 30, 45, 60 and 75 degrees. The brightness of the surface under test was measured from each of these positions and color analysis was done on axis. Each of the fabrics now has a preset Windows color calibration profile available for the Panasonic projector used in the tests.

**Projector Settings were as follows:** 6 foot throw distance. Standard Picture Mode. All Pic Controls Set to Zero or Neutral. Color Temp is Set to Default. Noise Reduction Off.



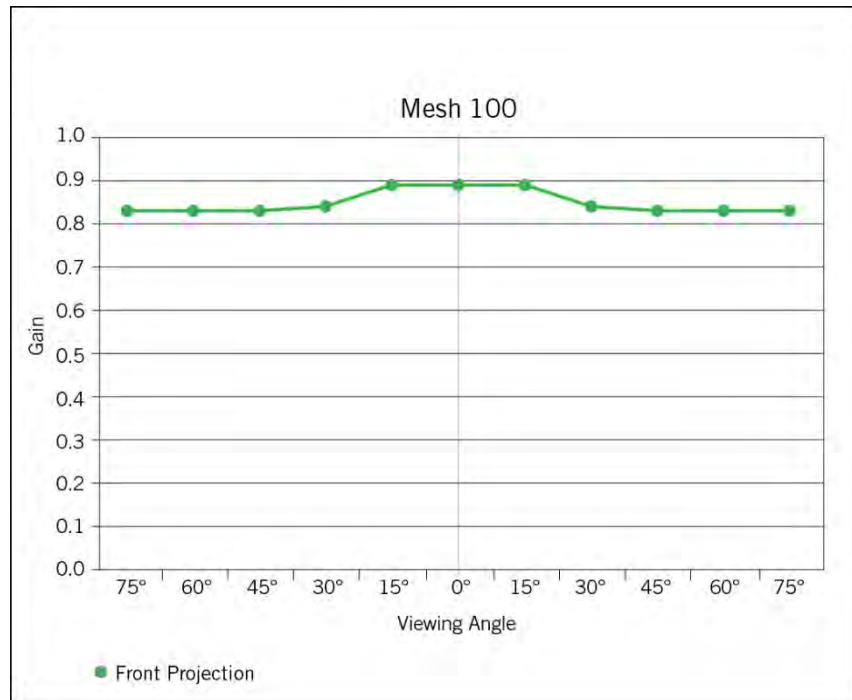
### Inherently Flame Retardant

Projection has become a staple in performance, integrating seamlessly with scenic and lighting design. These standardized gain test results are a tool for helping to choose among Rose Brand's projection substrates. Many are materials specifically for high resolution projection, but also included are fabrics for more abstract lighting effects. As projection professionals know, gain/viewing angle is only one of many factors to consider when selecting a projection surface.

Fabrics were tested using a Panasonic PT-RZ370 projector, a Sekonic spot meter, and a Datacolor Syder 5 Elite software and color sensor suite.

The projector was mounted 6 feet from the surface under test. A quarter circle with a 6 foot radius was marked on the floor with measurement positions established at 15 degree increments: on-axis, 15, 30, 45, 60 and 75 degrees. The brightness of the surface under test was measured from each of these positions and color analysis was done on axis. Each of the fabrics now has a preset Windows color calibration profile available for the Panasonic projector used in the tests.

**Projector Settings were as follows:** 6 foot throw distance. Standard Picture Mode. All Pic Controls Set to Zero or Neutral. Color Temp is Set to Default. Noise Reduction Off.



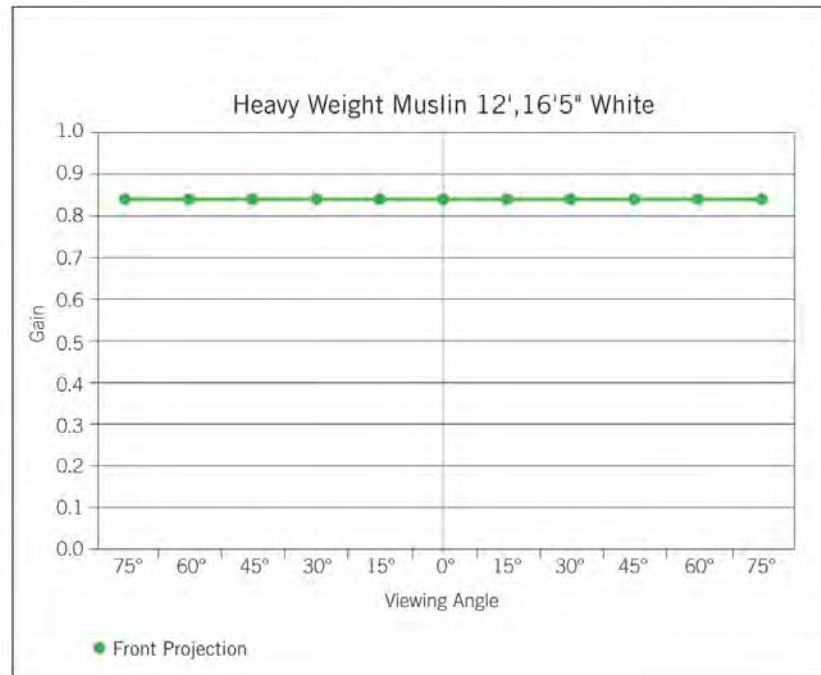
**Flame Retardant**  
PVC Coated Polyester

Projection has become a staple in performance, integrating seamlessly with scenic and lighting design. These standardized gain test results are a tool for helping to choose among Rose Brand's projection substrates. Many are materials specifically for high resolution projection, but also included are fabrics for more abstract lighting effects. As projection professionals know, gain/viewing angle is only one of many factors to consider when selecting a projection surface.

Fabrics were tested using a Panasonic PT-RZ370 projector, a Sekonic spot meter, and a Datacolor Syder 5 Elite software and color sensor suite.

The projector was mounted 6 feet from the surface under test. A quarter circle with a 6 foot radius was marked on the floor with measurement positions established at 15 degree increments: on-axis, 15, 30, 45, 60 and 75 degrees. The brightness of the surface under test was measured from each of these positions and color analysis was done on axis. Each of the fabrics now has a preset Windows color calibration profile available for the Panasonic projector used in the tests.

**Projector Settings were as follows:** 6 foot throw distance. Standard Picture Mode. All Pic Controls Set to Zero or Neutral. Color Temp is Set to Default. Noise Reduction Off.



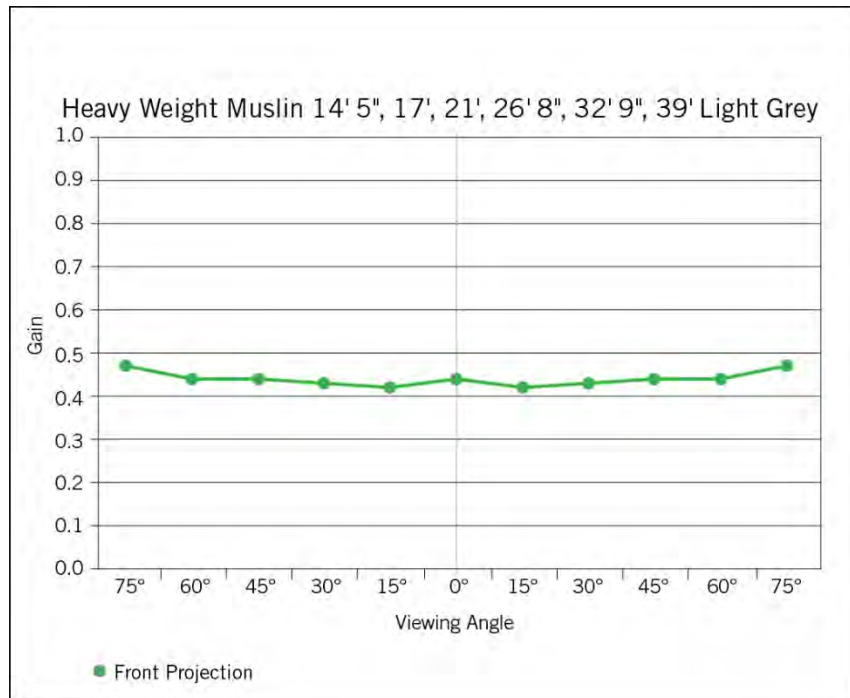
Flame Retardant  
100% Cotton

Projection has become a staple in performance, integrating seamlessly with scenic and lighting design. These standardized gain test results are a tool for helping to choose among Rose Brand's projection substrates. Many are materials specifically for high resolution projection, but also included are fabrics for more abstract lighting effects. As projection professionals know, gain/viewing angle is only one of many factors to consider when selecting a projection surface.

Fabrics were tested using a Panasonic PT-RZ370 projector, a Sekonic spot meter, and a Datacolor Syder 5 Elite software and color sensor suite.

The projector was mounted 6 feet from the surface under test. A quarter circle with a 6 foot radius was marked on the floor with measurement positions established at 15 degree increments: on-axis, 15, 30, 45, 60 and 75 degrees. The brightness of the surface under test was measured from each of these positions and color analysis was done on axis. Each of the fabrics now has a preset Windows color calibration profile available for the Panasonic projector used in the tests.

**Projector Settings were as follows:** 6 foot throw distance. Standard Picture Mode. All Pic Controls Set to Zero or Neutral. Color Temp is Set to Default. Noise Reduction Off.



Flame Retardant  
100% Cotton

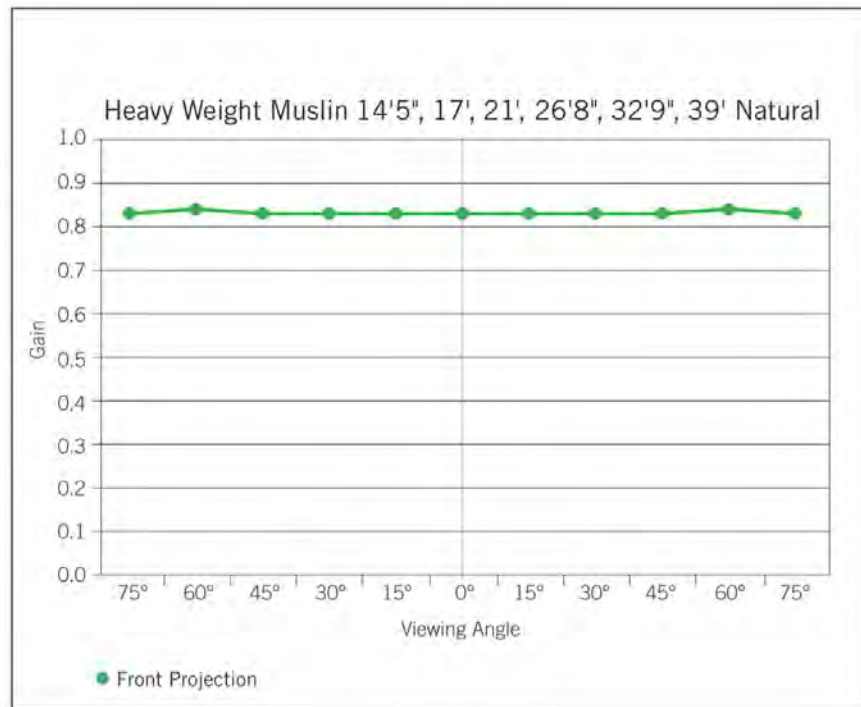
Projection has become a staple in performance, integrating seamlessly with scenic and lighting design. These standardized gain test results are a tool for helping to choose among Rose Brand's projection substrates. Many are materials specifically for high resolution projection, but also included are fabrics for more abstract lighting effects. As projection professionals know, gain/viewing angle is only one of many factors to consider when selecting a projection surface.

Fabrics were tested using a Panasonic PT-RZ370 projector, a Sekonic spot meter, and a Datacolor Syder 5 Elite software and color sensor suite.

The projector was mounted 6 feet from the surface under test. A quarter circle with a 6 foot radius was marked on the floor with measurement positions established at 15 degree increments: on-axis, 15, 30, 45, 60 and 75 degrees. The brightness of the surface under test was measured from each of these positions and color analysis was done on axis. Each of the fabrics now has a preset Windows color calibration profile available for the Panasonic projector used in the tests.

**Projector Settings were as follows:** 6 foot throw distance. Standard Picture Mode. All Pic Controls Set to Zero or Neutral. Color Temp is Set to Default. Noise Reduction Off.





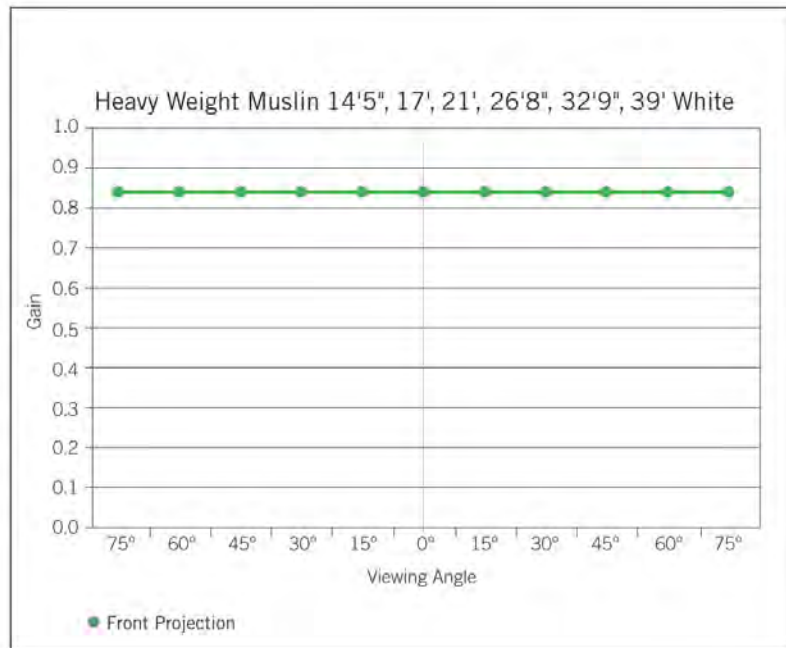
Flame Retardant  
100% Cotton

Projection has become a staple in performance, integrating seamlessly with scenic and lighting design. These standardized gain test results are a tool for helping to choose among Rose Brand's projection substrates. Many are materials specifically for high resolution projection, but also included are fabrics for more abstract lighting effects. As projection professionals know, gain/viewing angle is only one of many factors to consider when selecting a projection surface.

Fabrics were tested using a Panasonic PT-RZ370 projector, a Sekonic spot meter, and a Datacolor Syder 5 Elite software and color sensor suite.

The projector was mounted 6 feet from the surface under test. A quarter circle with a 6 foot radius was marked on the floor with measurement positions established at 15 degree increments: on-axis, 15, 30, 45, 60 and 75 degrees. The brightness of the surface under test was measured from each of these positions and color analysis was done on axis. Each of the fabrics now has a preset Windows color calibration profile available for the Panasonic projector used in the tests.

**Projector Settings were as follows:** 6 foot throw distance. Standard Picture Mode. All Pic Controls Set to Zero or Neutral. Color Temp is Set to Default. Noise Reduction Off.



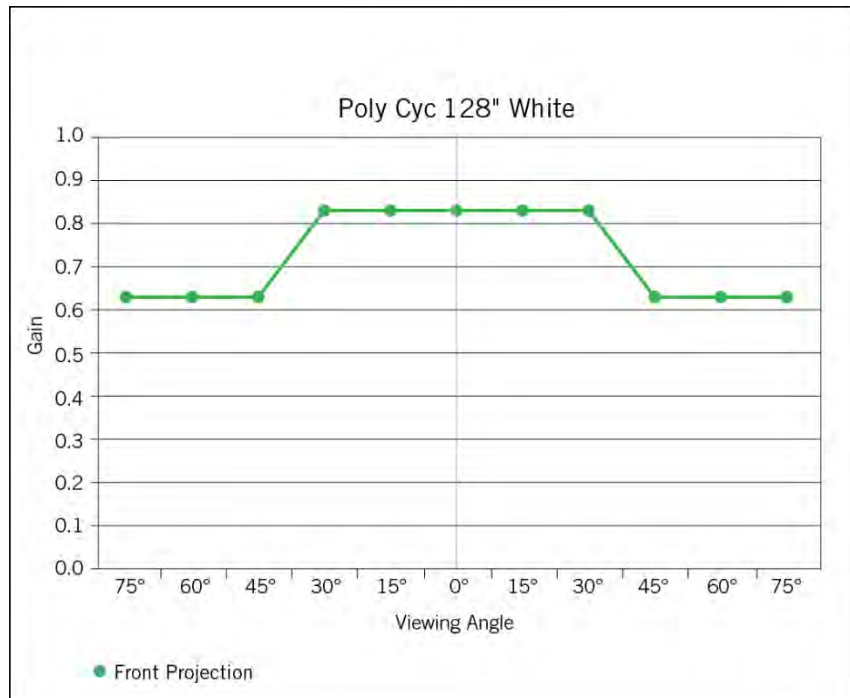
**Flame Retardant**  
100% Cotton

Projection has become a staple in performance, integrating seamlessly with scenic and lighting design. These standardized gain test results are a tool for helping to choose among Rose Brand's projection substrates. Many are materials specifically for high resolution projection, but also included are fabrics for more abstract lighting effects. As projection professionals know, gain/viewing angle is only one of many factors to consider when selecting a projection surface.

Fabrics were tested using a Panasonic PT-RZ370 projector, a Sekonic spot meter, and a Datacolor Syder 5 Elite software and color sensor suite.

The projector was mounted 6 feet from the surface under test. A quarter circle with a 6 foot radius was marked on the floor with measurement positions established at 15 degree increments: on-axis, 15, 30, 45, 60 and 75 degrees. The brightness of the surface under test was measured from each of these positions and color analysis was done on axis. Each of the fabrics now has a preset Windows color calibration profile available for the Panasonic projector used in the tests.

**Projector Settings were as follows:** 6 foot throw distance. Standard Picture Mode. All Pic Controls Set to Zero or Neutral. Color Temp is Set to Default. Noise Reduction Off.



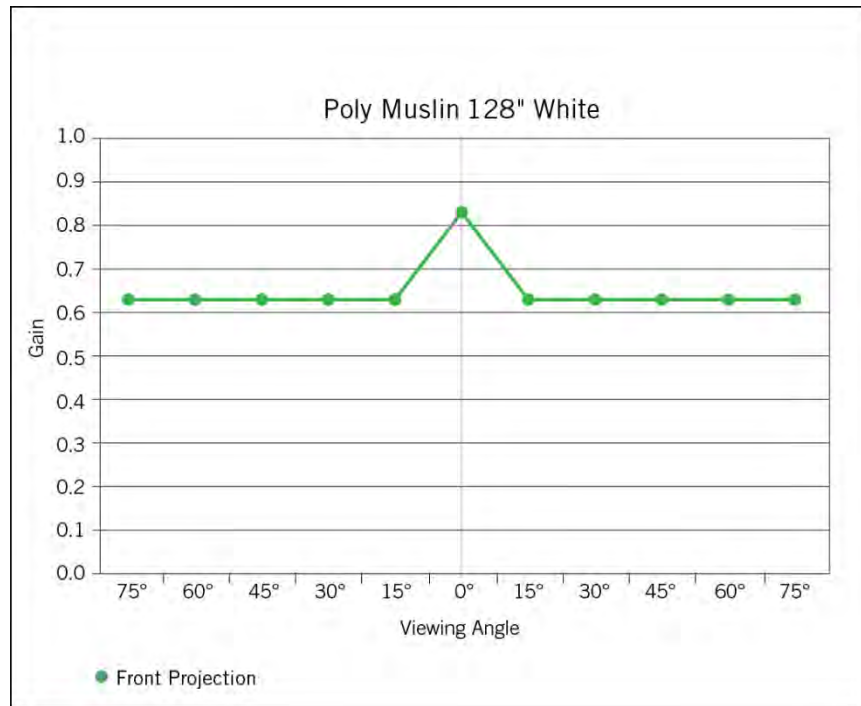
**Inherently Flame Retardant**  
100% Polyester

Projection has become a staple in performance, integrating seamlessly with scenic and lighting design. These standardized gain test results are a tool for helping to choose among Rose Brand's projection substrates. Many are materials specifically for high resolution projection, but also included are fabrics for more abstract lighting effects. As projection professionals know, gain/viewing angle is only one of many factors to consider when selecting a projection surface.

Fabrics were tested using a Panasonic PT-RZ370 projector, a Sekonic spot meter, and a Datacolor Syder 5 Elite software and color sensor suite.

The projector was mounted 6 feet from the surface under test. A quarter circle with a 6 foot radius was marked on the floor with measurement positions established at 15 degree increments: on-axis, 15, 30, 45, 60 and 75 degrees. The brightness of the surface under test was measured from each of these positions and color analysis was done on axis. Each of the fabrics now has a preset Windows color calibration profile available for the Panasonic projector used in the tests.

**Projector Settings were as follows:** 6 foot throw distance. Standard Picture Mode. All Pic Controls Set to Zero or Neutral. Color Temp is Set to Default. Noise Reduction Off.



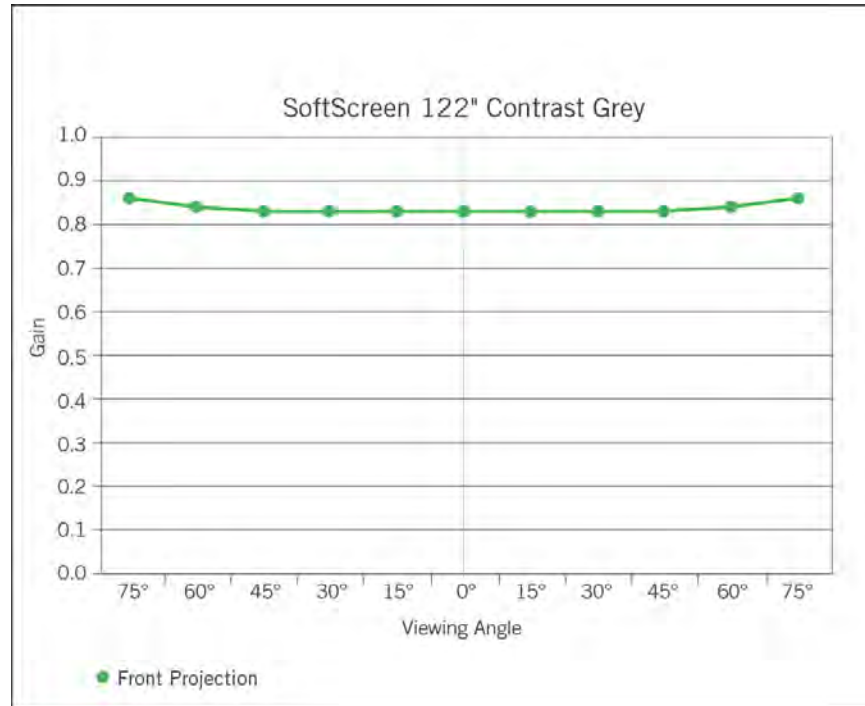
**Inherently Flame Retardant**  
100% Polyester

Projection has become a staple in performance, integrating seamlessly with scenic and lighting design. These standardized gain test results are a tool for helping to choose among Rose Brand's projection substrates. Many are materials specifically for high resolution projection, but also included are fabrics for more abstract lighting effects. As projection professionals know, gain/viewing angle is only one of many factors to consider when selecting a projection surface.

Fabrics were tested using a Panasonic PT-RZ370 projector, a Sekonic spot meter, and a Datacolor Syder 5 Elite software and color sensor suite.

The projector was mounted 6 feet from the surface under test. A quarter circle with a 6 foot radius was marked on the floor with measurement positions established at 15 degree increments: on-axis, 15, 30, 45, 60 and 75 degrees. The brightness of the surface under test was measured from each of these positions and color analysis was done on axis. Each of the fabrics now has a preset Windows color calibration profile available for the Panasonic projector used in the tests.

**Projector Settings were as follows:** 6 foot throw distance. Standard Picture Mode. All Pic Controls Set to Zero or Neutral. Color Temp is Set to Default. Noise Reduction Off.



#### Inherently Flame Retardant

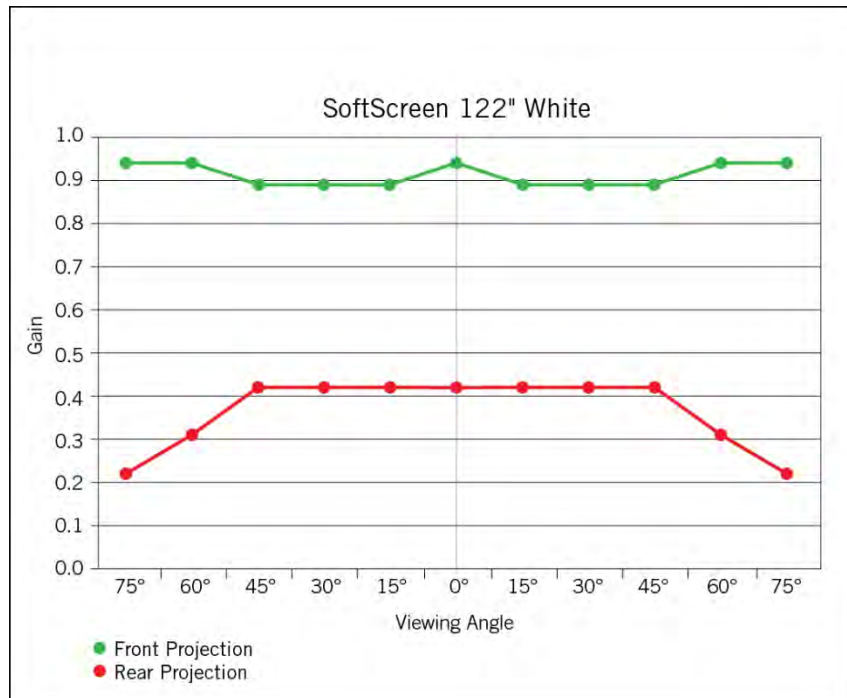
Excellent front and rear projection results with minimal hot-spotting. Very soft and wrinkle resistant, SoftScreen is great for touring and events. It deploys smoothly right out of the bag with just enough stretch to create a nice tight surface.

Projection has become a staple in performance, integrating seamlessly with scenic and lighting design. These standardized gain test results are a tool for helping to choose among Rose Brand's projection substrates. Many are materials specifically for high resolution projection, but also included are fabrics for more abstract lighting effects. As projection professionals know, gain/viewing angle is only one of many factors to consider when selecting a projection surface.

Fabrics were tested using a Panasonic PT-RZ370 projector, a Sekonic spot meter, and a Datacolor Syder 5 Elite software and color sensor suite.

The projector was mounted 6 feet from the surface under test. A quarter circle with a 6 foot radius was marked on the floor with measurement positions established at 15 degree increments: on-axis, 15, 30, 45, 60 and 75 degrees. The brightness of the surface under test was measured from each of these positions and color analysis was done on axis. Each of the fabrics now has a preset Windows color calibration profile available for the Panasonic projector used in the tests.

**Projector Settings were as follows:** 6 foot throw distance. Standard Picture Mode. All Pic Controls Set to Zero or Neutral. Color Temp is Set to Default. Noise Reduction Off.



### Inherently Flame Retardant

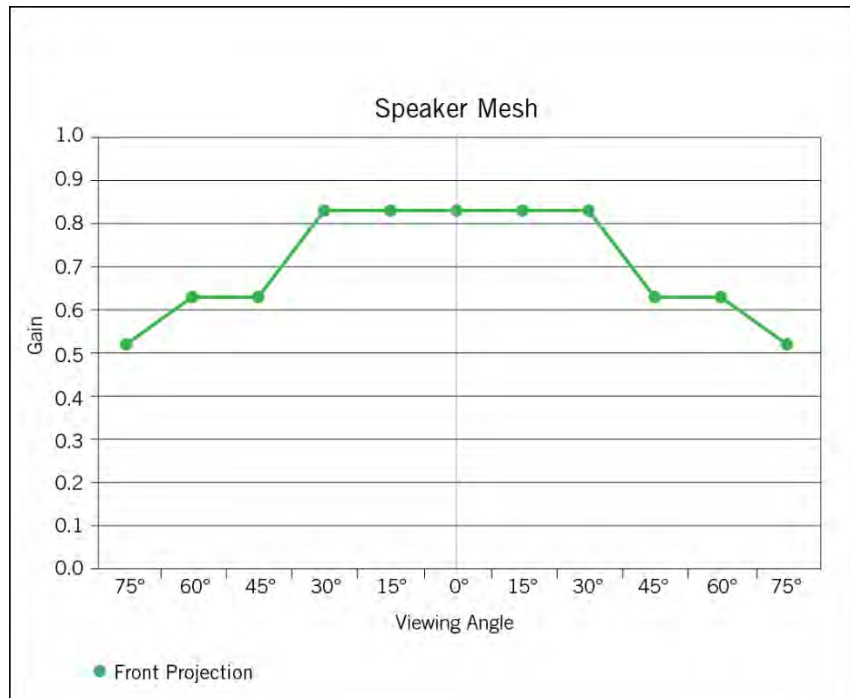
Excellent front and rear projection results with minimal hot-spotting. Very soft and wrinkle resistant, SoftScreen is great for touring and events. It deploys smoothly right out of the bag with just enough stretch to create a nice tight surface.

Projection has become a staple in performance, integrating seamlessly with scenic and lighting design. These standardized gain test results are a tool for helping to choose among Rose Brand's projection substrates. Many are materials specifically for high resolution projection, but also included are fabrics for more abstract lighting effects. As projection professionals know, gain/viewing angle is only one of many factors to consider when selecting a projection surface.

Fabrics were tested using a Panasonic PT-RZ370 projector, a Sekonic spot meter, and a Datacolor Syder 5 Elite software and color sensor suite.

The projector was mounted 6 feet from the surface under test. A quarter circle with a 6 foot radius was marked on the floor with measurement positions established at 15 degree increments: on-axis, 15, 30, 45, 60 and 75 degrees. The brightness of the surface under test was measured from each of these positions and color analysis was done on axis. Each of the fabrics now has a preset Windows color calibration profile available for the Panasonic projector used in the tests.

**Projector Settings were as follows:** 6 foot throw distance. Standard Picture Mode. All Pic Controls Set to Zero or Neutral. Color Temp is Set to Default. Noise Reduction Off.



**Flame Retardant**  
PVC Coated Polyester

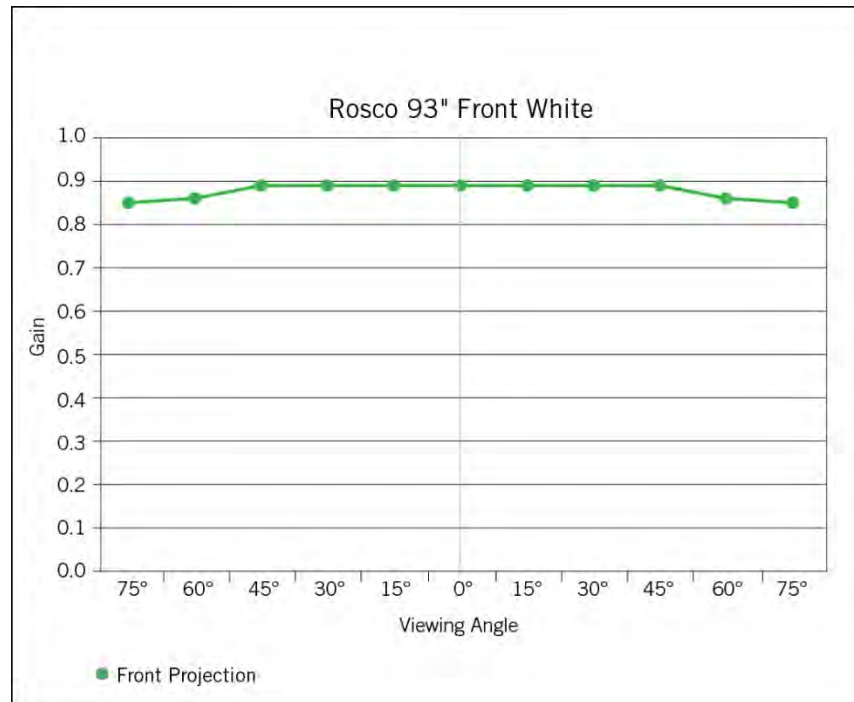
Projection has become a staple in performance, integrating seamlessly with scenic and lighting design. These standardized gain test results are a tool for helping to choose among Rose Brand's projection substrates. Many are materials specifically for high resolution projection, but also included are fabrics for more abstract lighting effects. As projection professionals know, gain/viewing angle is only one of many factors to consider when selecting a projection surface.

Fabrics were tested using a Panasonic PT-RZ370 projector, a Sekonic spot meter, and a Datacolor Syder 5 Elite software and color sensor suite.

The projector was mounted 6 feet from the surface under test. A quarter circle with a 6 foot radius was marked on the floor with measurement positions established at 15 degree increments: on-axis, 15, 30, 45, 60 and 75 degrees. The brightness of the surface under test was measured from each of these positions and color analysis was done on axis. Each of the fabrics now has a preset Windows color calibration profile available for the Panasonic projector used in the tests.

**Projector Settings were as follows:** 6 foot throw distance. Standard Picture Mode. All Pic Controls Set to Zero or Neutral. Color Temp is Set to Default. Noise Reduction Off.





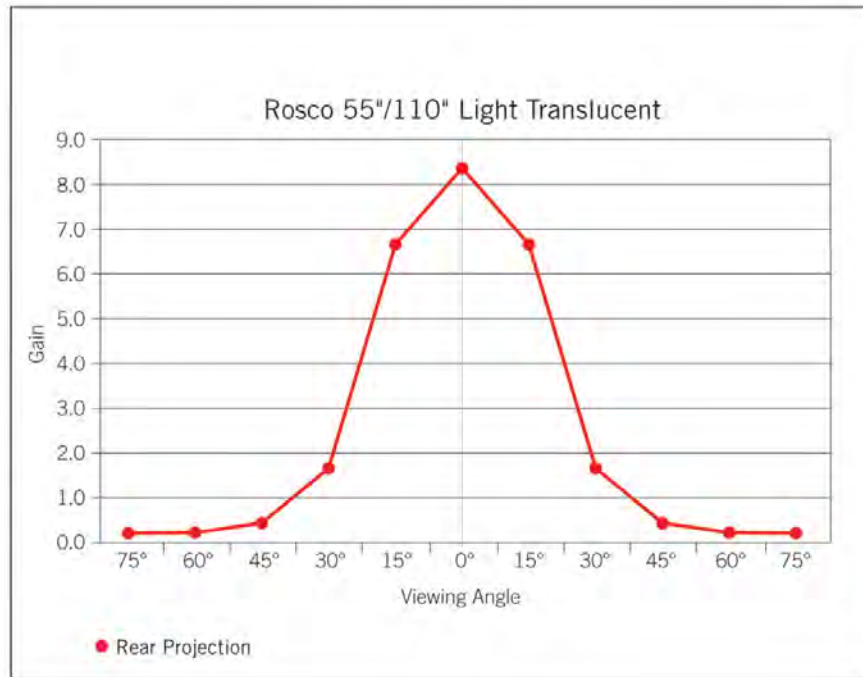
Inherently Flame Retardant  
PVC

Projection has become a staple in performance, integrating seamlessly with scenic and lighting design. These standardized gain test results are a tool for helping to choose among Rose Brand's projection substrates. Many are materials specifically for high resolution projection, but also included are fabrics for more abstract lighting effects. As projection professionals know, gain/viewing angle is only one of many factors to consider when selecting a projection surface.

Fabrics were tested using a Panasonic PT-RZ370 projector, a Sekonic spot meter, and a Datacolor Syder 5 Elite software and color sensor suite.

The projector was mounted 6 feet from the surface under test. A quarter circle with a 6 foot radius was marked on the floor with measurement positions established at 15 degree increments: on-axis, 15, 30, 45, 60 and 75 degrees. The brightness of the surface under test was measured from each of these positions and color analysis was done on axis. Each of the fabrics now has a preset Windows color calibration profile available for the Panasonic projector used in the tests.

**Projector Settings were as follows:** 6 foot throw distance. Standard Picture Mode. All Pic Controls Set to Zero or Neutral. Color Temp is Set to Default. Noise Reduction Off.



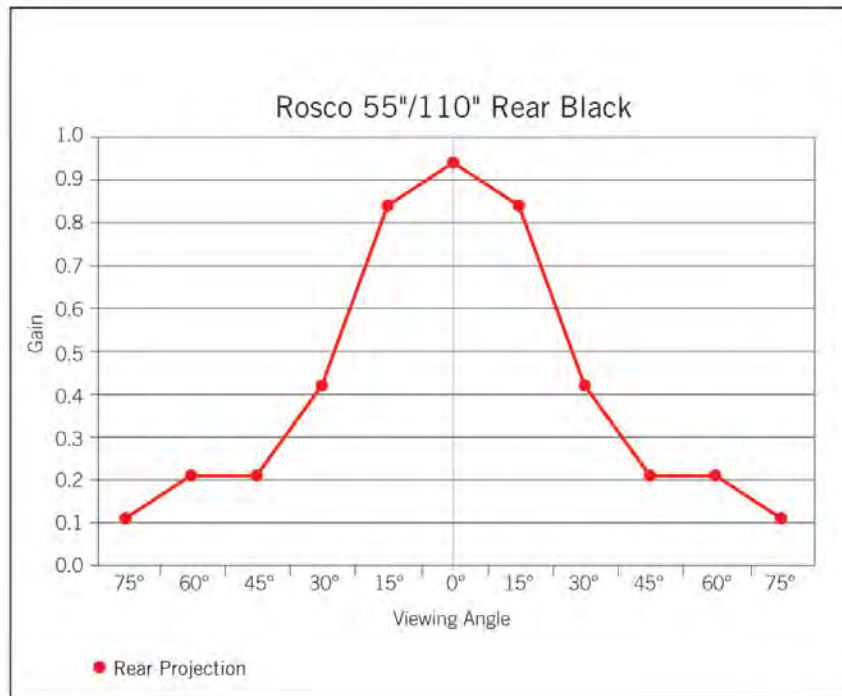
Inherently Flame Retardant  
PVC

Projection has become a staple in performance, integrating seamlessly with scenic and lighting design. These standardized gain test results are a tool for helping to choose among Rose Brand's projection substrates. Many are materials specifically for high resolution projection, but also included are fabrics for more abstract lighting effects. As projection professionals know, gain/viewing angle is only one of many factors to consider when selecting a projection surface.

Fabrics were tested using a Panasonic PT-RZ370 projector, a Sekonic spot meter, and a Datacolor Syder 5 Elite software and color sensor suite.

The projector was mounted 6 feet from the surface under test. A quarter circle with a 6 foot radius was marked on the floor with measurement positions established at 15 degree increments: on-axis, 15, 30, 45, 60 and 75 degrees. The brightness of the surface under test was measured from each of these positions and color analysis was done on axis. Each of the fabrics now has a preset Windows color calibration profile available for the Panasonic projector used in the tests.

**Projector Settings were as follows:** 6 foot throw distance. Standard Picture Mode. All Pic Controls Set to Zero or Neutral. Color Temp is Set to Default. Noise Reduction Off.



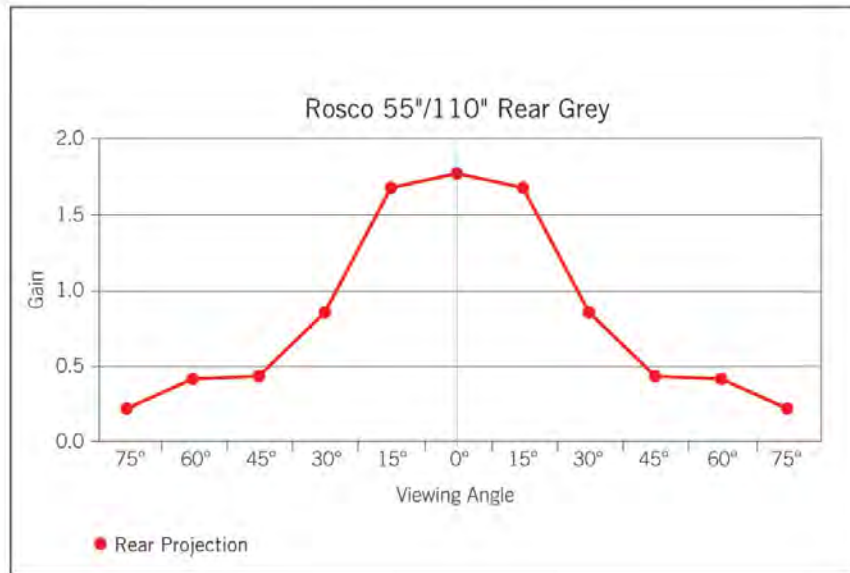
Inherently Flame Retardant  
PVC

Projection has become a staple in performance, integrating seamlessly with scenic and lighting design. These standardized gain test results are a tool for helping to choose among Rose Brand's projection substrates. Many are materials specifically for high resolution projection, but also included are fabrics for more abstract lighting effects. As projection professionals know, gain/viewing angle is only one of many factors to consider when selecting a projection surface.

Fabrics were tested using a Panasonic PT-RZ370 projector, a Sekonic spot meter, and a Datacolor Syder 5 Elite software and color sensor suite.

The projector was mounted 6 feet from the surface under test. A quarter circle with a 6 foot radius was marked on the floor with measurement positions established at 15 degree increments: on-axis, 15, 30, 45, 60 and 75 degrees. The brightness of the surface under test was measured from each of these positions and color analysis was done on axis. Each of the fabrics now has a preset Windows color calibration profile available for the Panasonic projector used in the tests.

**Projector Settings were as follows:** 6 foot throw distance. Standard Picture Mode. All Pic Controls Set to Zero or Neutral. Color Temp is Set to Default. Noise Reduction Off.



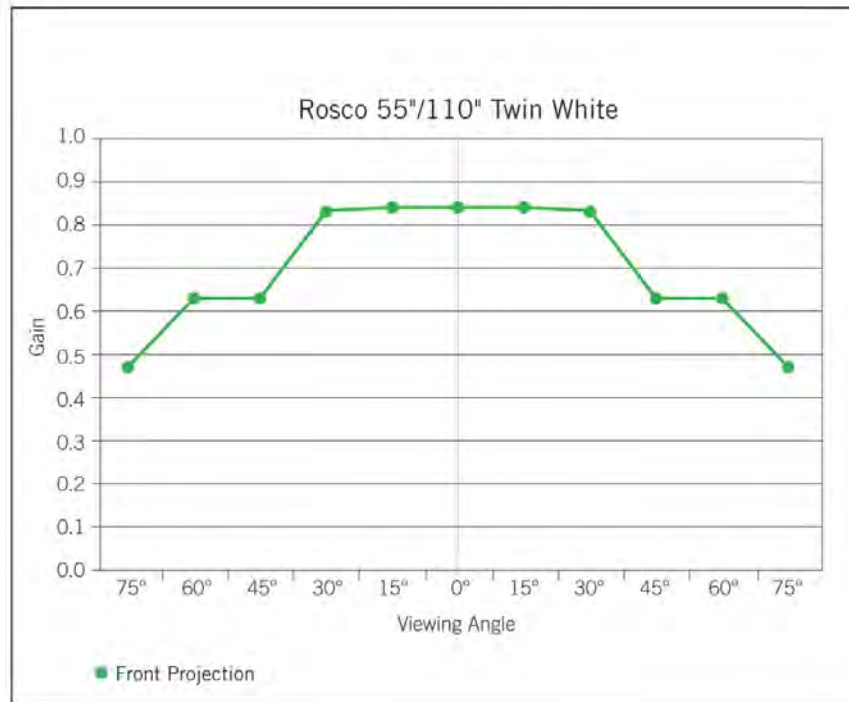
Inherently Flame Retardant  
PVC

Projection has become a staple in performance, integrating seamlessly with scenic and lighting design. These standardized gain test results are a tool for helping to choose among Rose Brand's projection substrates. Many are materials specifically for high resolution projection, but also included are fabrics for more abstract lighting effects. As projection professionals know, gain/viewing angle is only one of many factors to consider when selecting a projection surface.

Fabrics were tested using a Panasonic PT-RZ370 projector, a Sekonic spot meter, and a Datacolor Syder 5 Elite software and color sensor suite.

The projector was mounted 6 feet from the surface under test. A quarter circle with a 6 foot radius was marked on the floor with measurement positions established at 15 degree increments: on-axis, 15, 30, 45, 60 and 75 degrees. The brightness of the surface under test was measured from each of these positions and color analysis was done on axis. Each of the fabrics now has a preset Windows color calibration profile available for the Panasonic projector used in the tests.

**Projector Settings were as follows:** 6 foot throw distance. Standard Picture Mode. All Pic Controls Set to Zero or Neutral. Color Temp is Set to Default. Noise Reduction Off.



Inherently Flame Retardant  
PVC

Projection has become a staple in performance, integrating seamlessly with scenic and lighting design. These standardized gain test results are a tool for helping to choose among Rose Brand's projection substrates. Many are materials specifically for high resolution projection, but also included are fabrics for more abstract lighting effects. As projection professionals know, gain/viewing angle is only one of many factors to consider when selecting a projection surface.

Fabrics were tested using a Panasonic PT-RZ370 projector, a Sekonic spot meter, and a Datacolor Syder 5 Elite software and color sensor suite.

The projector was mounted 6 feet from the surface under test. A quarter circle with a 6 foot radius was marked on the floor with measurement positions established at 15 degree increments: on-axis, 15, 30, 45, 60 and 75 degrees. The brightness of the surface under test was measured from each of these positions and color analysis was done on axis. Each of the fabrics now has a preset Windows color calibration profile available for the Panasonic projector used in the tests.

**Projector Settings were as follows:** 6 foot throw distance. Standard Picture Mode. All Pic Controls Set to Zero or Neutral. Color Temp is Set to Default. Noise Reduction Off.



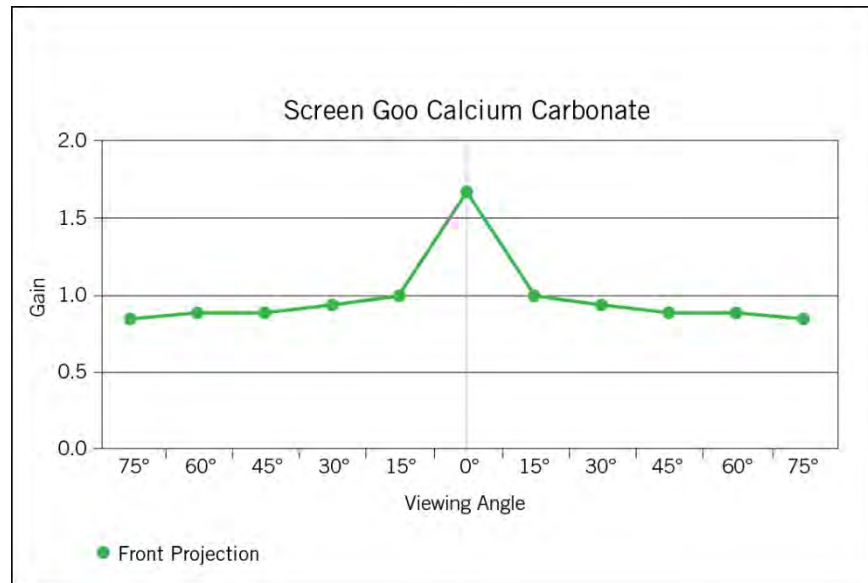
Best suited for rooms with complete light control - Use with projectors producing >12 ANSI Lumens per square foot of screen area. To create a Screen Goo Basic White Screen you will need to apply two coats of Screen Goo Basic White.

Projection has become a staple in performance, integrating seamlessly with scenic and lighting design. These standardized gain test results are a tool for helping to choose among Rose Brand's projection substrates. Many are materials specifically for high resolution projection, but also included are fabrics for more abstract lighting effects. As projection professionals know, gain/viewing angle is only one of many factors to consider when selecting a projection surface.

Fabrics were tested using a Panasonic PT-RZ370 projector, a Sekonic spot meter, and a Datacolor Syder 5 Elite software and color sensor suite.

The projector was mounted 6 feet from the surface under test. A quarter circle with a 6 foot radius was marked on the floor with measurement positions established at 15 degree increments: on-axis, 15, 30, 45, 60 and 75 degrees. The brightness of the surface under test was measured from each of these positions and color analysis was done on axis. Each of the fabrics now has a preset Windows color calibration profile available for the Panasonic projector used in the tests.

**Projector Settings were as follows:** 6 foot throw distance. Standard Picture Mode. All Pic Controls Set to Zero or Neutral. Color Temp is Set to Default. Noise Reduction Off.



Projection has become a staple in performance, integrating seamlessly with scenic and lighting design. These standardized gain test results are a tool for helping to choose among Rose Brand's projection substrates. Many are materials specifically for high resolution projection, but also included are fabrics for more abstract lighting effects. As projection professionals know, gain/viewing angle is only one of many factors to consider when selecting a projection surface.

Fabrics were tested using a Panasonic PT-RZ370 projector, a Sekonic spot meter, and a Datacolor Syder 5 Elite software and color sensor suite.

The projector was mounted 6 feet from the surface under test. A quarter circle with a 6 foot radius was marked on the floor with measurement positions established at 15 degree increments: on-axis, 15, 30, 45, 60 and 75 degrees. The brightness of the surface under test was measured from each of these positions and color analysis was done on axis. Each of the fabrics now has a preset Windows color calibration profile available for the Panasonic projector used in the tests.

**Projector Settings were as follows:** 6 foot throw distance. Standard Picture Mode. All Pic Controls Set to Zero or Neutral. Color Temp is Set to Default. Noise Reduction Off.





Best suited for rooms with moderate ambient light levels - Use with projectors producing >25 ANSI Lumens per square foot of screen area.

To create a High Contrast Goo Screen you will need to apply **both** a High Contrast Reflective Coat followed by a High Contrast Finish Coat.

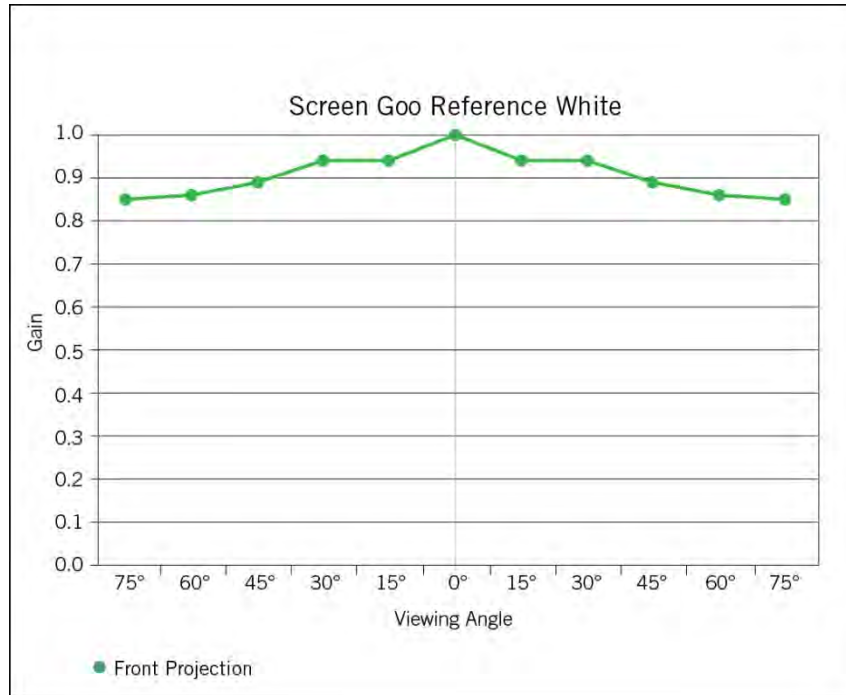
---

Projection has become a staple in performance, integrating seamlessly with scenic and lighting design. These standardized gain test results are a tool for helping to choose among Rose Brand's projection substrates. Many are materials specifically for high resolution projection, but also included are fabrics for more abstract lighting effects. As projection professionals know, gain/viewing angle is only one of many factors to consider when selecting a projection surface.

Fabrics were tested using a Panasonic PT-RZ370 projector, a Sekonic spot meter, and a Datacolor Syder 5 Elite software and color sensor suite.

The projector was mounted 6 feet from the surface under test. A quarter circle with a 6 foot radius was marked on the floor with measurement positions established at 15 degree increments: on-axis, 15, 30, 45, 60 and 75 degrees. The brightness of the surface under test was measured from each of these positions and color analysis was done on axis. Each of the fabrics now has a preset Windows color calibration profile available for the Panasonic projector used in the tests.

**Projector Settings were as follows:** 6 foot throw distance. Standard Picture Mode. All Pic Controls Set to Zero or Neutral. Color Temp is Set to Default. Noise Reduction Off.



Best suited for rooms with complete light control - Use with projectors producing >12 ANSI Lumens per square foot of screen area. To create a Reference White Goo Screen you will need to apply **both** a Reference White Reflective Coat followed by a Reference White Finish Coat.

Projection has become a staple in performance, integrating seamlessly with scenic and lighting design. These standardized gain test results are a tool for helping to choose among Rose Brand's projection substrates. Many are materials specifically for high resolution projection, but also included are fabrics for more abstract lighting effects. As projection professionals know, gain/viewing angle is only one of many factors to consider when selecting a projection surface.

Fabrics were tested using a Panasonic PT-RZ370 projector, a Sekonic spot meter, and a Datacolor Syder 5 Elite software and color sensor suite.

The projector was mounted 6 feet from the surface under test. A quarter circle with a 6 foot radius was marked on the floor with measurement positions established at 15 degree increments: on-axis, 15, 30, 45, 60 and 75 degrees. The brightness of the surface under test was measured from each of these positions and color analysis was done on axis. Each of the fabrics now has a preset Windows color calibration profile available for the Panasonic projector used in the tests.

**Projector Settings were as follows:** 6 foot throw distance. Standard Picture Mode. All Pic Controls Set to Zero or Neutral. Color Temp is Set to Default. Noise Reduction Off.